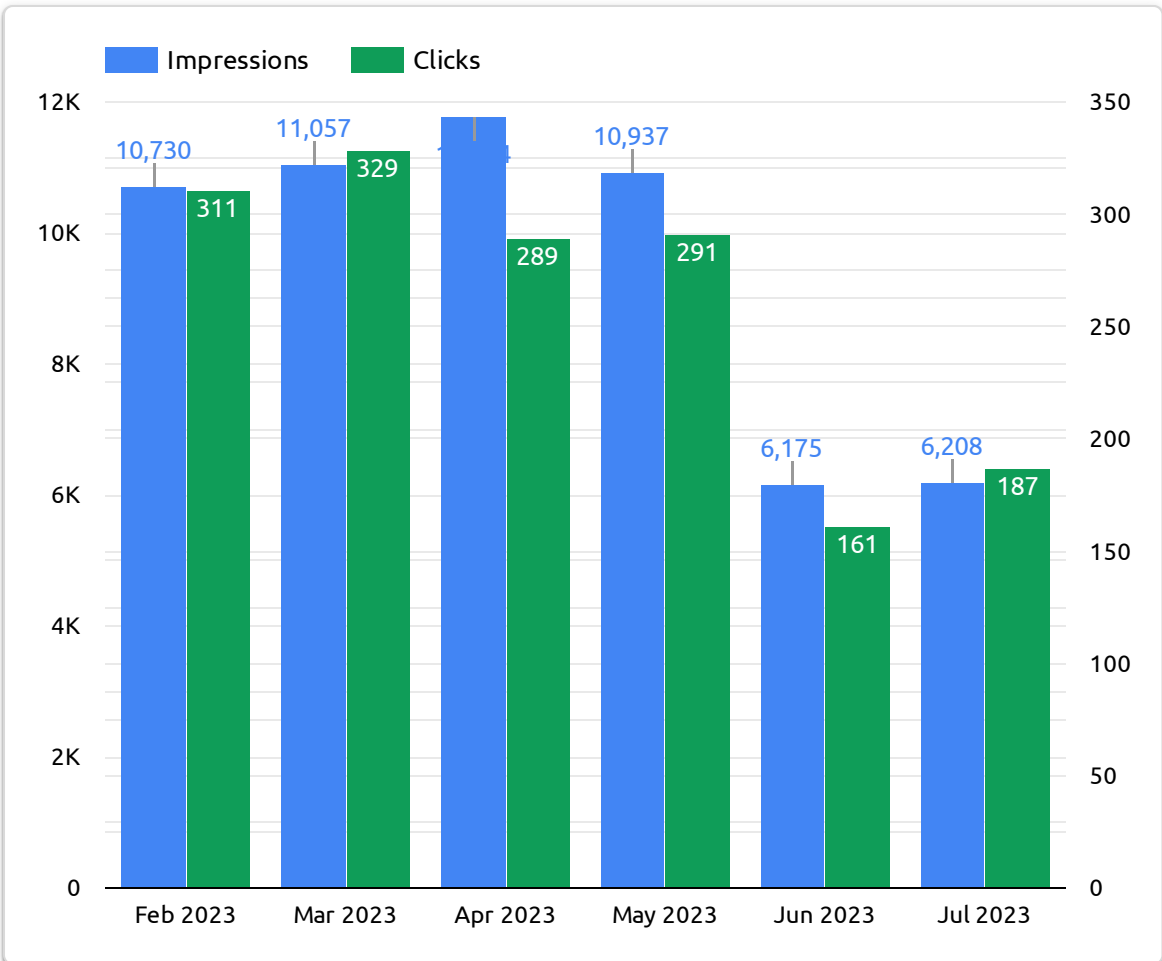
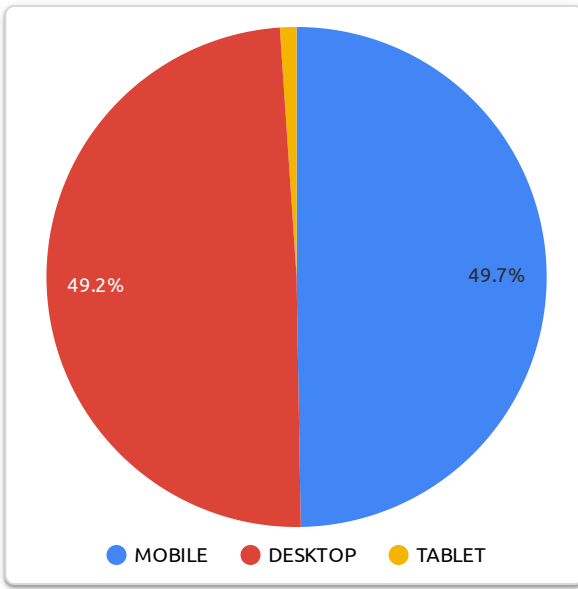
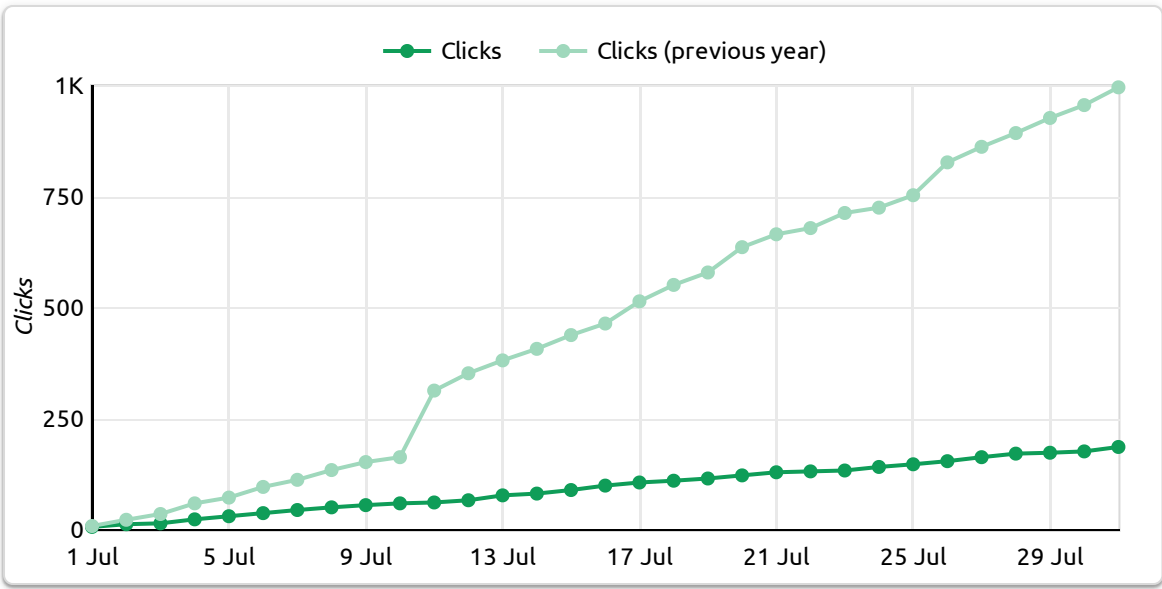
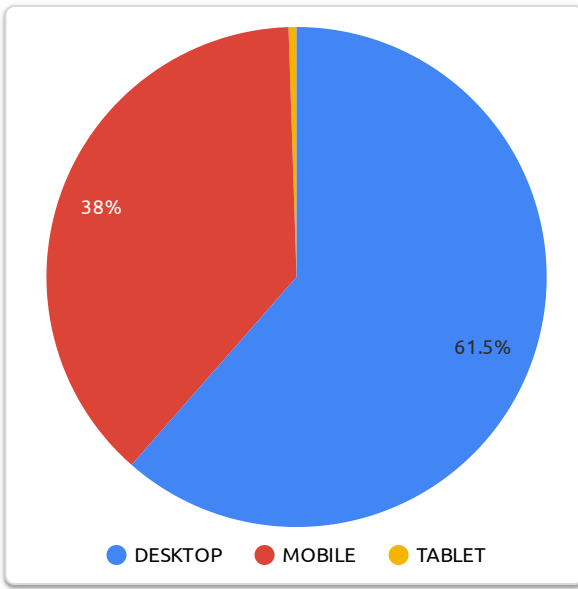
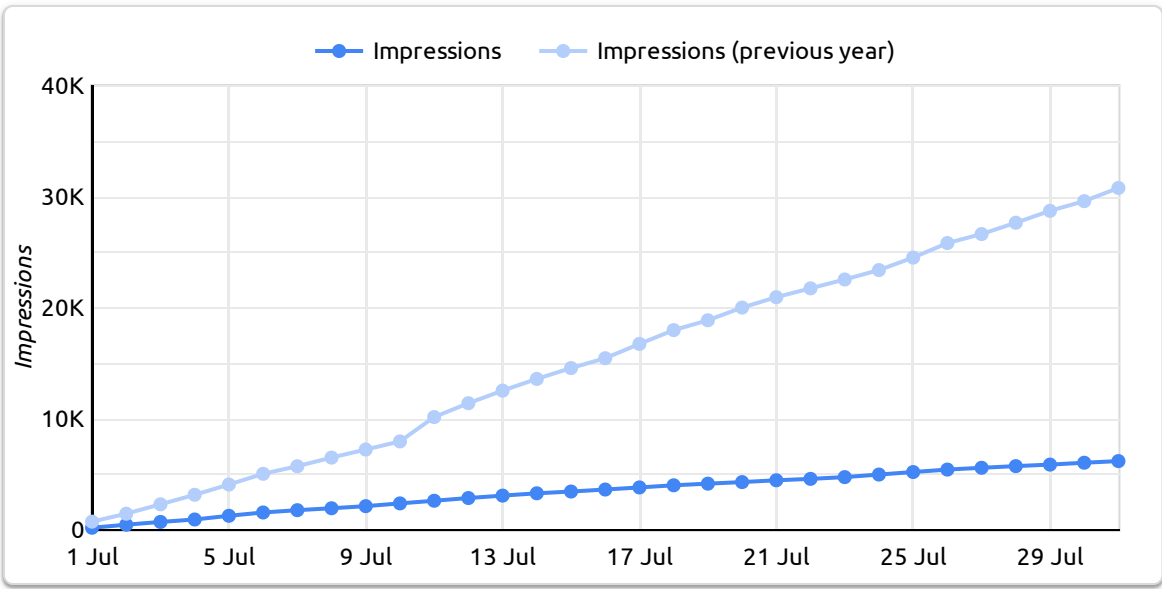




# Google (Search Data)

July  
2023



Impressions  
**6,208**  
↓ -79.9% from previous year

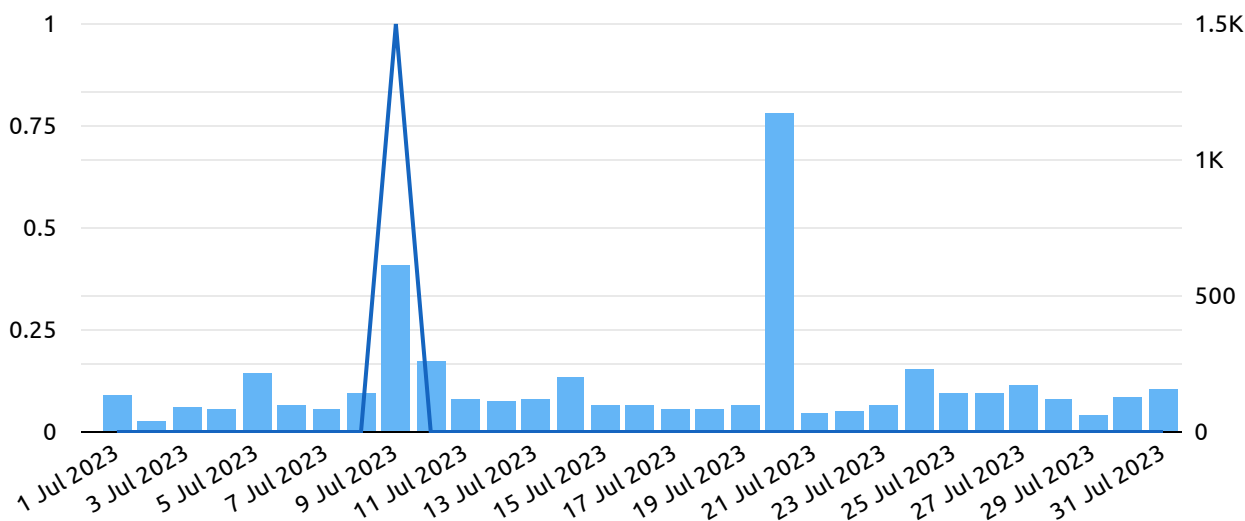
Clicks  
**187**  
↓ -81.2% from previous year



# Twitter

(vs previous month)

July  
2023



Tweets Published

1

0.0%



Impressions

5,505

↓ -35.1%



Engagement Rate (Avg)

16.62%

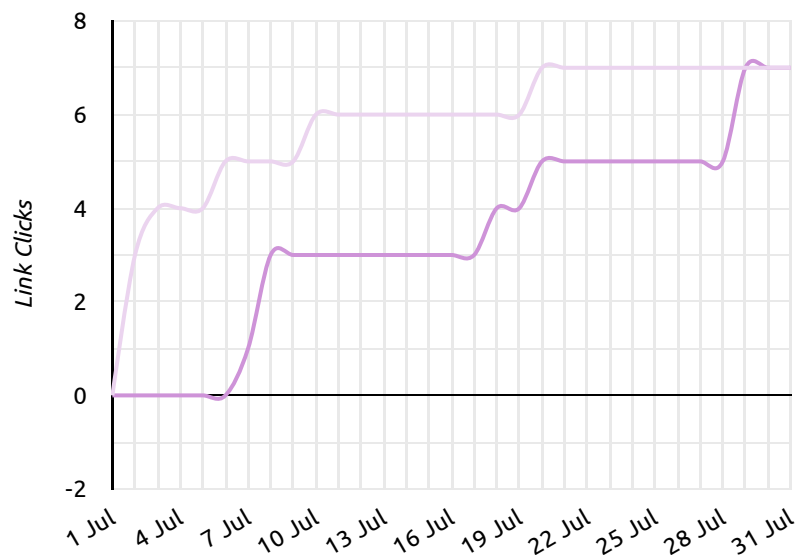
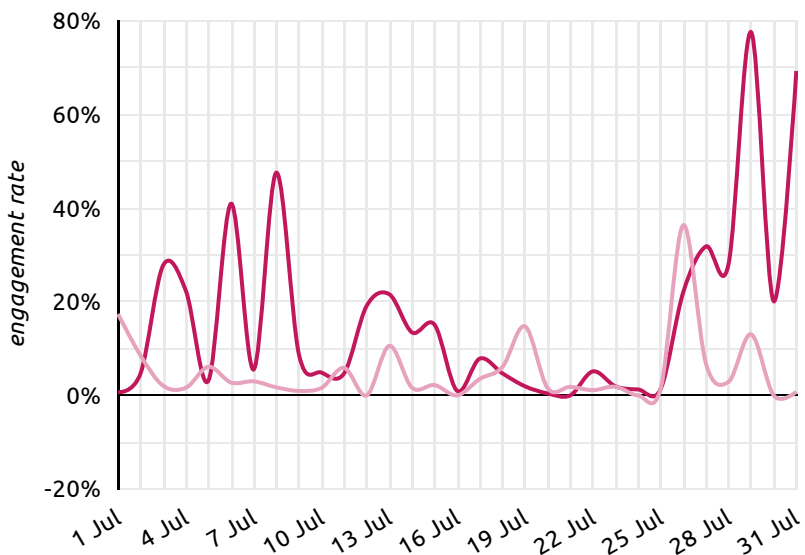
↑ 225.9%



Link Clicks

7

0.0%



Retweets

167

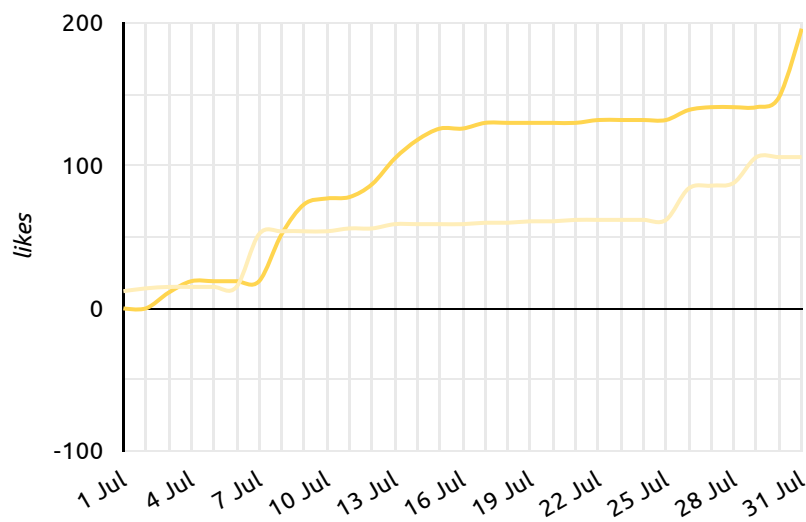
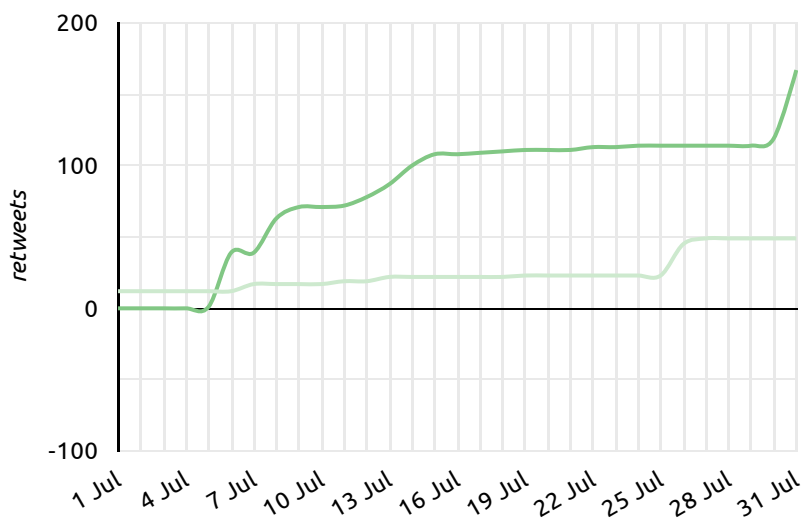
↑ 240.8%



Likes

196

↑ 84.9%





# Keyword Research (Most Traffic)

July  
2023

Query	Clicks ▾	Δ	Impressions	Site CTR	Average Position
spartan protocol	63	15 📈	545	11.56%	1.05
sparta coin	14	1 📈	318	4.4%	3.3
sparta protocol	13	4 📈	55	23.64%	1.84
sparta crypto	10	6 📈	85	11.76%	3.2
spartan crypto	8	2 📈	141	5.67%	2.89
sparta token	6	5 📈	118	5.08%	3.12
spartan coin	3	2 📈	148	2.03%	6.08
spartan token	1	-2 📉	23	4.35%	2.43
busd rpc url	1	-	13	7.69%	9.23
busd testnet metamask	1	-1 📉	7	14.29%	4.29



# Keyword Research

## (Improve CTR & Conversions)

July  
2023

Query	Impressions ▾	Average Position	Clicks	Δ	Site CTR
spartan protocol	545	1.05	63	15 📈	11.56%
sparta coin	318	3.3	14	1 📈	4.4%
spartan coin	148	6.08	3	2 📈	2.03%
spartan crypto	141	2.89	8	2 📈	5.67%
sparta token	118	3.12	6	5 📈	5.08%
sparta crypto	85	3.2	10	6 📈	11.76%
sparta protocol	55	1.84	13	4 📈	23.64%
crypto sparta	36	6.47	0	0	0%
spartan token	23	2.43	1	-2 📉	4.35%
spartan blog	22	9.32	0	-	0%
sparta dex airdrop	19	8.58	0	-	0%
spartan blockchain	18	8.17	0	0	0%
blog spartans	16	5.88	0	-2 📉	0%
where to buy sparta crypto	15	7.47	0	0	0%
sparta wallet	14	5.93	0	0	0%
busd rpc url	13	9.23	1	1 📈	7.69%
sparta exchange	10	7.1	0	0	0%
sparta dex crypto	7	5.43	0	0	0%
bep20 address	7	1	0	0	0%
busd testnet metamask	7	4.29	1	-1 📉	14.29%
spartan documentation	3	6.67	0	-	0%
\$sparta token	3	3.33	0	-	0%
\$sparta tge	2	2.5	0	-	0%
sparta mining	2	9	0	-	0%
binance smart chain bep20 address	2	1	0	0	0%
bep 20 adress	1	1	0	-	0%
sparta bs	1	6	0	0	0%
when is \$sparta tge	1	7	0	-	0%
sparta price	1	8	0	-	0%
spartan rpc	1	2	0	-	0%
spartan drawing	1	1	0	0	0%
spartanbet	1	9	0	-	0%



# Keyword Research

## (Improve Content & Technicals)

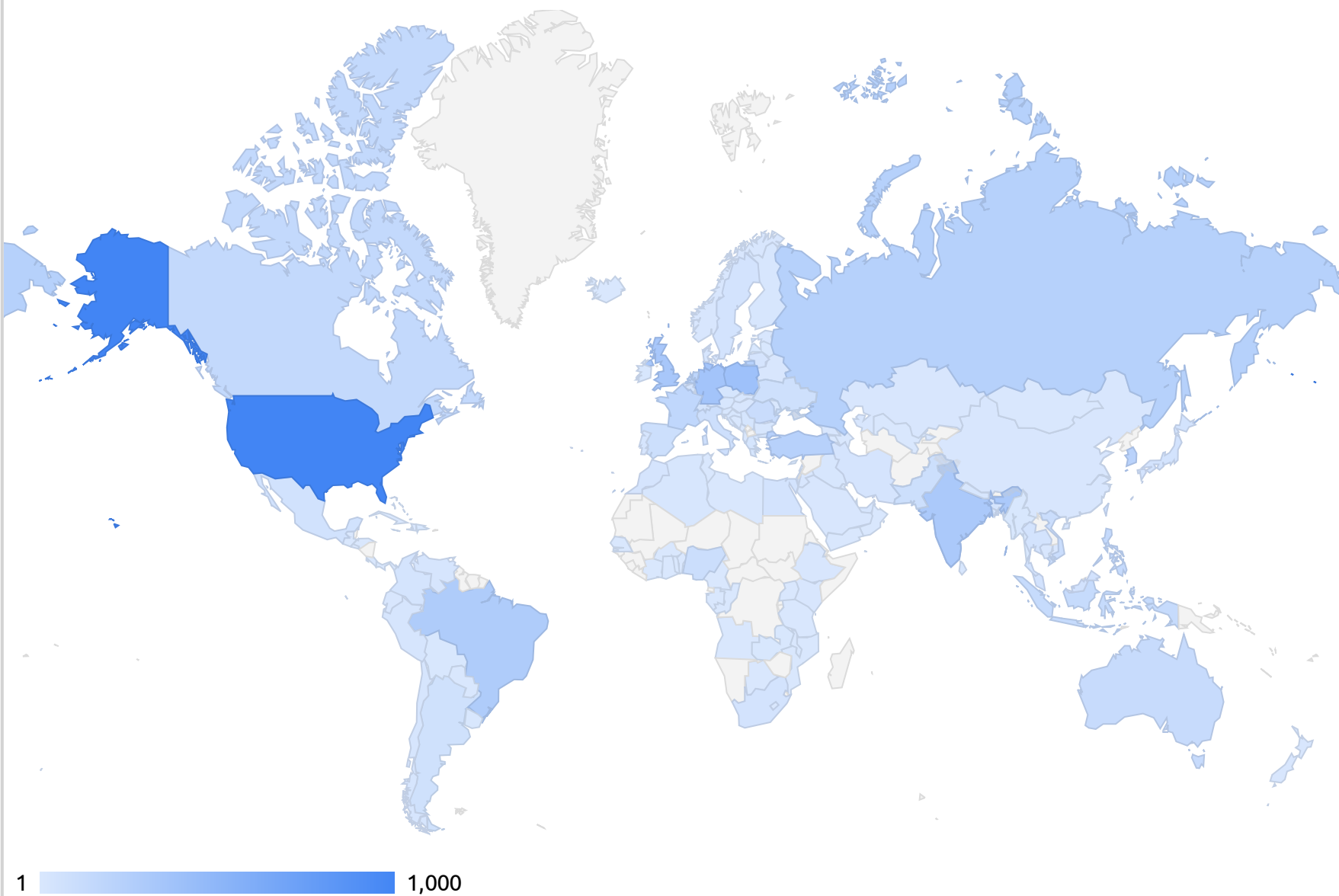
July  
2023

Query	Impressions ▾	Average Position	Site CTR	Clicks	Δ
spartan	703	60.93	0%	0	0
sparta	339	70.37	0%	0	0
add bsc to metamask	212	73.31	0%	0	0
bsc metamask	143	79.78	0%	0	0
sparta dex	100	10.72	0%	0	-
how to add bsc to metamask	87	74.94	0%	0	0
spartan protocol price prediction+	81	37.23	0%	0	-
protocol tokens	65	74.72	0%	0	0
metamask bsc	58	62.86	0%	0	0
how to add bsc testnet to metamask	51	11.16	0%	0	0
spartan bitcoin mining	43	10.12	0%	0	0
spartan protocol price prediction	35	35.46	0%	0	0
adding bsc to metamask	32	84.78	0%	0	0
dapp protocol	27	48.41	0%	0	0
bsc to metamask	26	66.08	0%	0	0
spartan site	26	54.77	0%	0	0
bsc ico	22	43.64	0%	0	0
bnb testnet faucet	19	41.42	0%	0	-3 ↓
bsc testnet metamask	19	12.37	0%	0	0
metamask busd	19	49.16	0%	0	0
spartain	18	42.22	0%	0	0
token protocol	18	91.22	0%	0	0
sparta coin yorum	16	29.63	0%	0	0
stake stablecoins	16	74.5	0%	0	0
spartan coins	16	37.06	0%	0	0
spartan finance	16	32.38	0%	0	0
sparta finance	15	34.73	0%	0	0
bsc testnet	15	54.53	0%	0	0
bnb faucet testnet	13	49.31	0%	0	-2 ↓
testnet binance	13	82.23	0%	0	-



# Geo (Summary)

July  
2023



Country	Clicks	Impressions ▾	Site CTR	Average Position
United States	14	1,000	1.4%	37.05
Poland	10	389	2.57%	10.3
Germany	5	357	1.4%	13.28
United Kingdom	10	326	3.07%	28.46
India	7	307	2.28%	40.19
Brazil	1	279	0.36%	49.59
Russia	2	230	0.87%	51.7
Türkiye	11	224	4.91%	17.01
South Korea	6	213	2.82%	44.64
Netherlands	14	187	7.49%	23.57
France	14	167	8.38%	21.8
Canada	2	145	1.38%	30.35
Philippines	5	131	3.82%	43.95




# Device (Summary)

July  
2023


## Desktop



## Mobile



## Tablet



Clicks

92

↓ -77.4% from previous year

Clicks

93

↓ -84.1% from previous year

Clicks

2

↓ -66.7% from previous year

Impressions

3,816

↓ -80.3% from previous year

Impressions

2,360

↓ -79.2% from previous year

Impressions

32

↓ -75.2% from previous year

Site CTR

2.41%

↑ 14.5% from previous year

Site CTR

3.94%

↓ -23.4% from previous year

Site CTR

6.25%

↑ 34.4% from previous year

Device Category

Average Position ^

Clicks

Impressions

Site CTR

TABLET

12.63

2

32

6.25%

MOBILE

20.5

93

2,360

3.94%

DESKTOP

38.56

92

3,816

2.41%