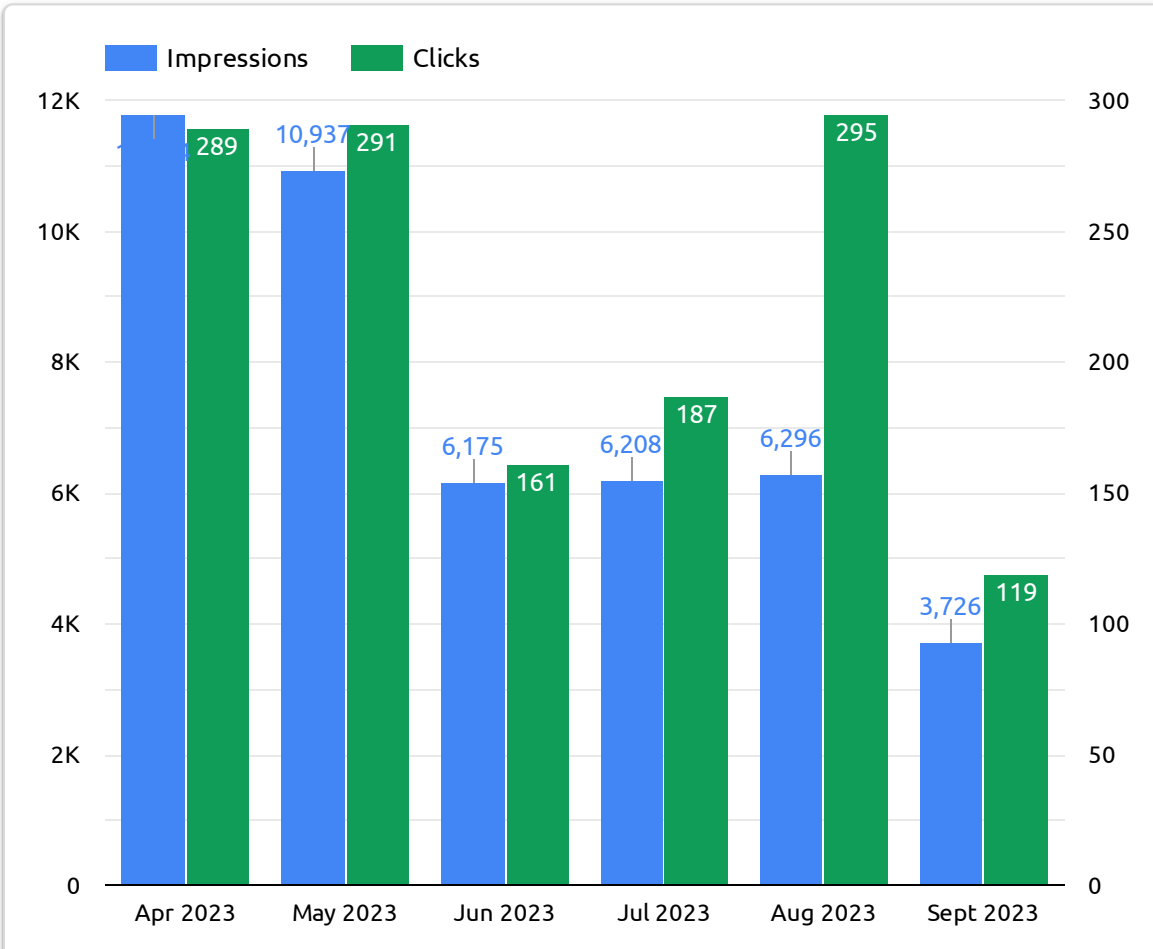
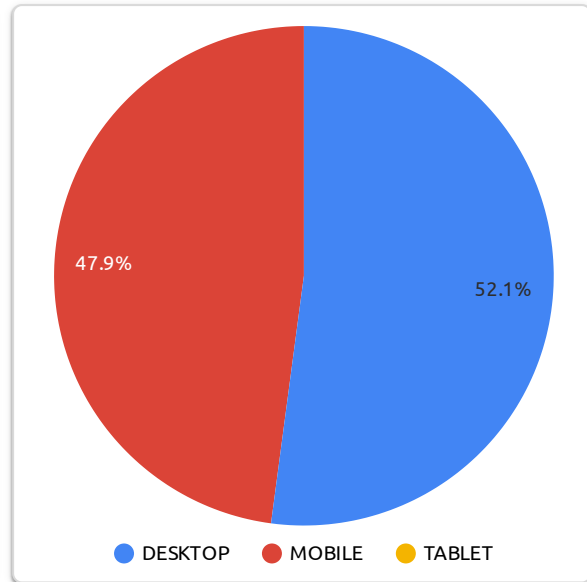
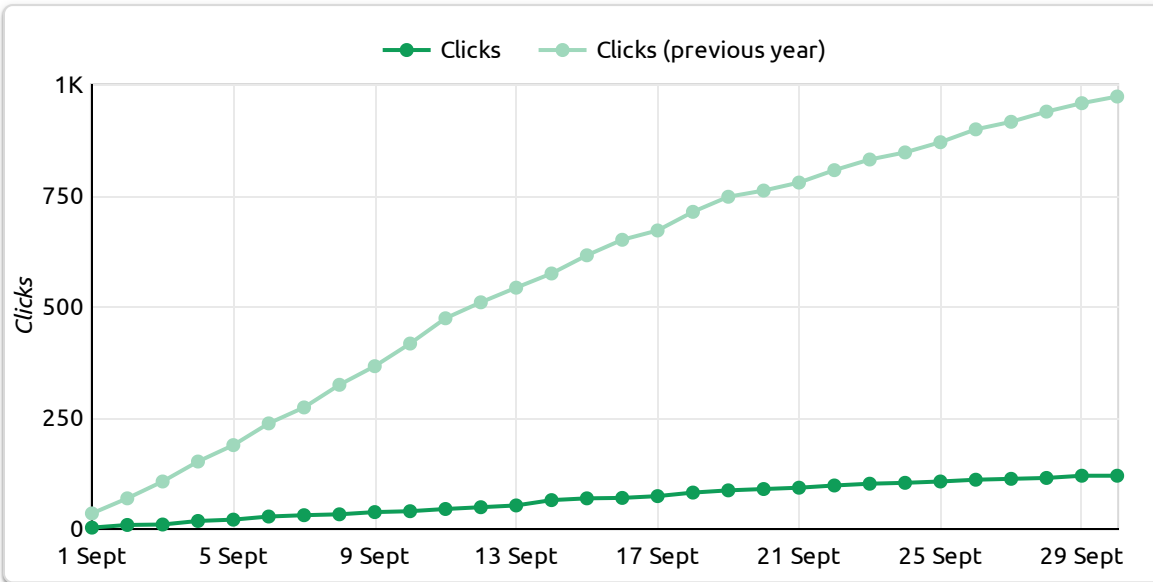
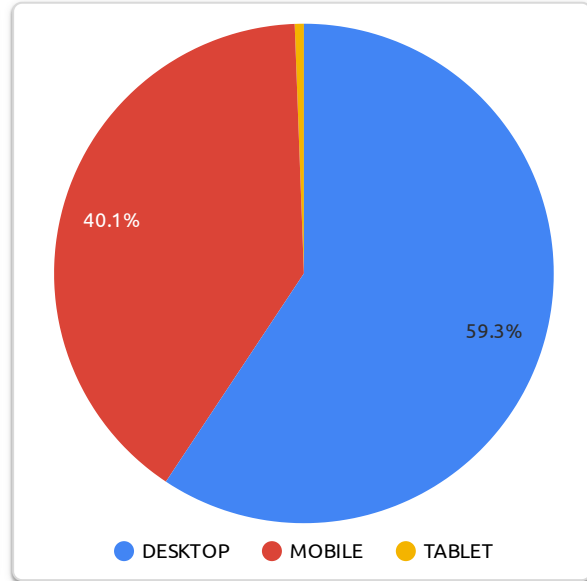
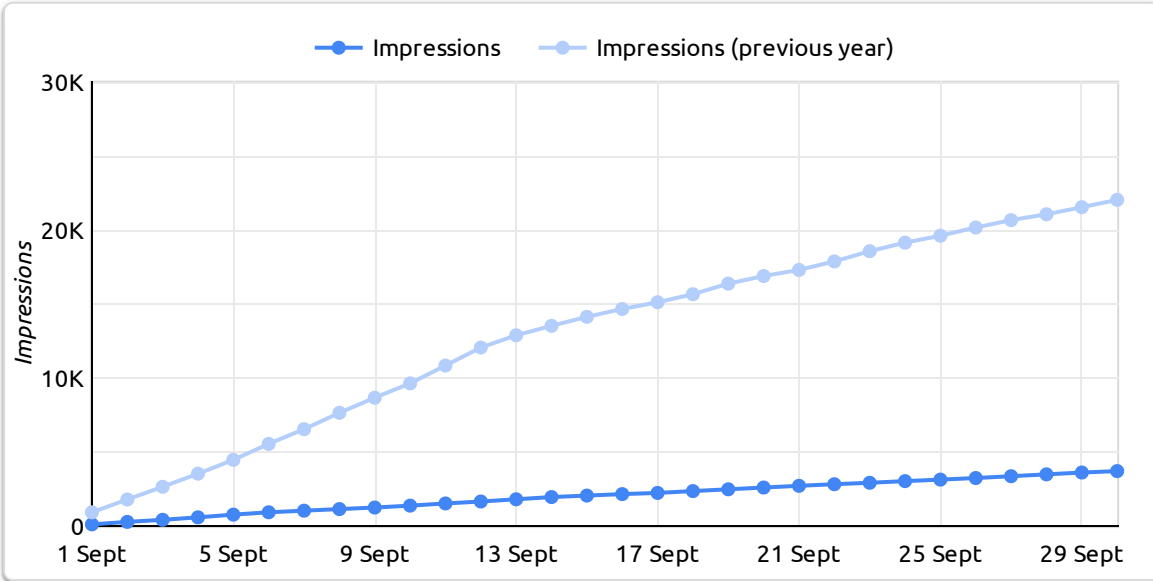




# Google (Search Data)

Sept  
2023



Impressions  
**3,726**  
↓ -83.1% from previous year

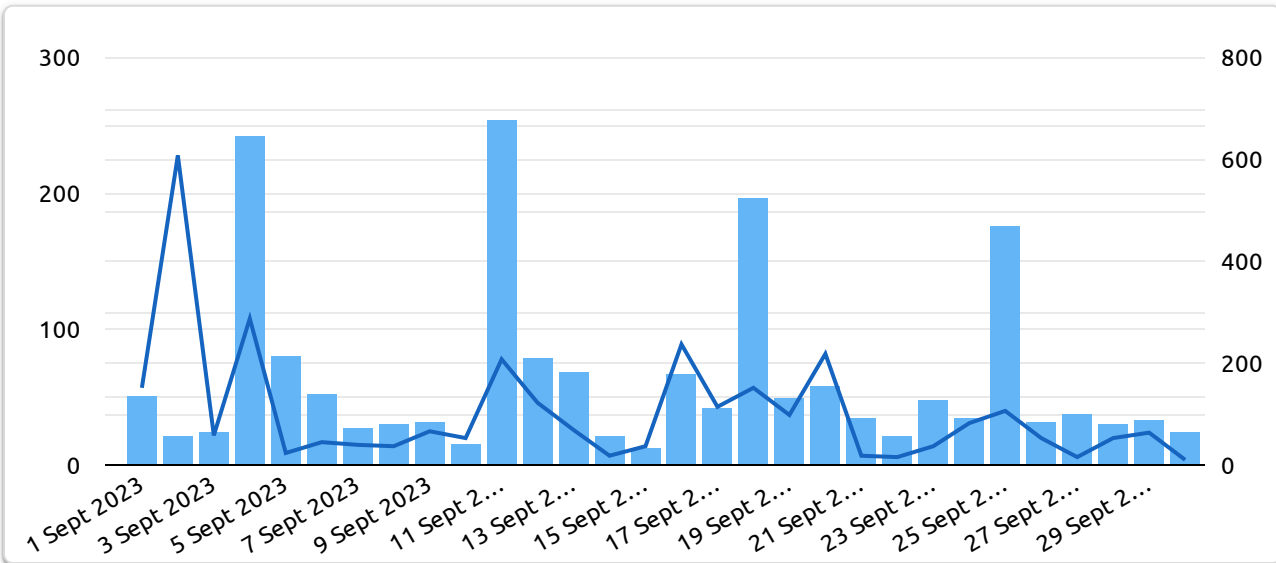
Clicks  
**119**  
↓ -87.8% from previous year



# Twitter

(vs previous month)

Sept  
2023

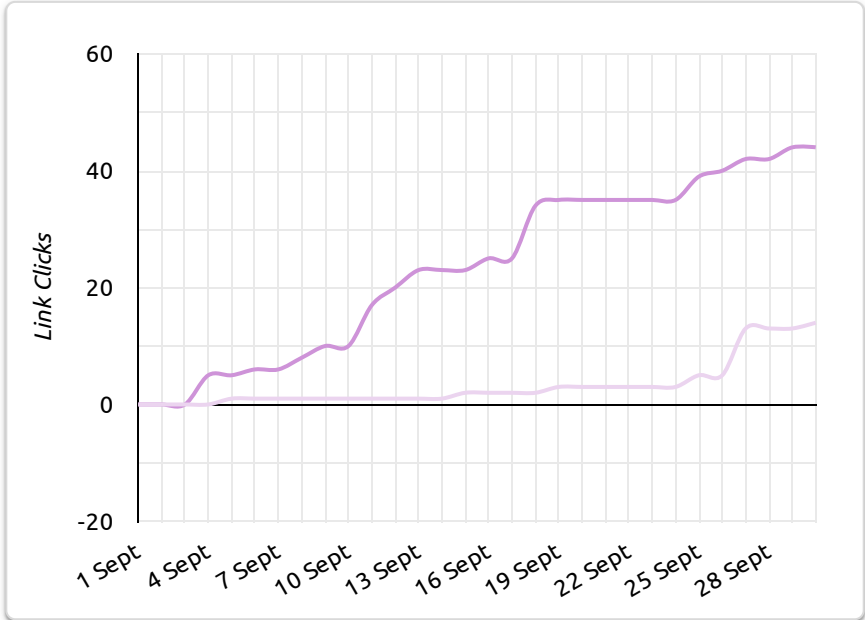
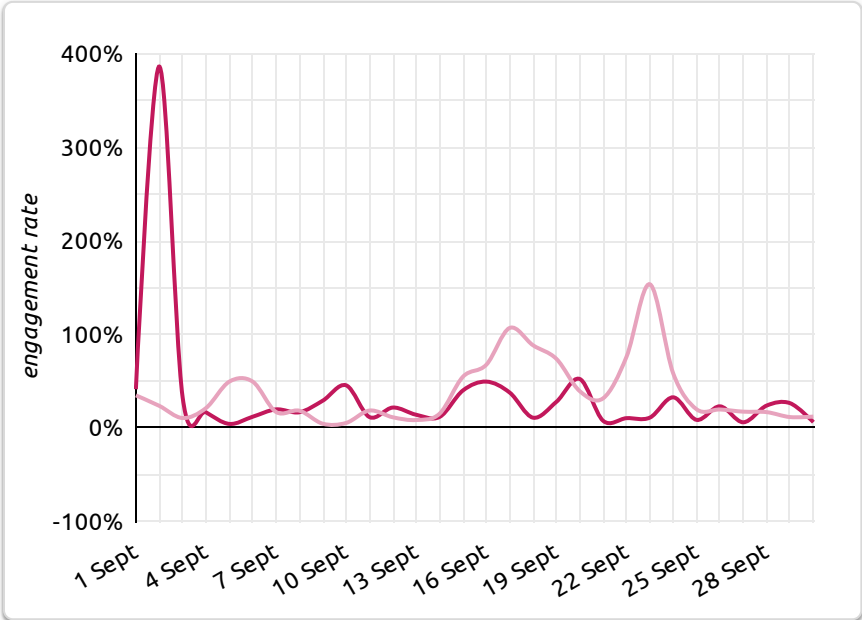


engagements  
**1,166**  
↓ -29.0%

Impressions  
**5,113**  
↓ -2.2%

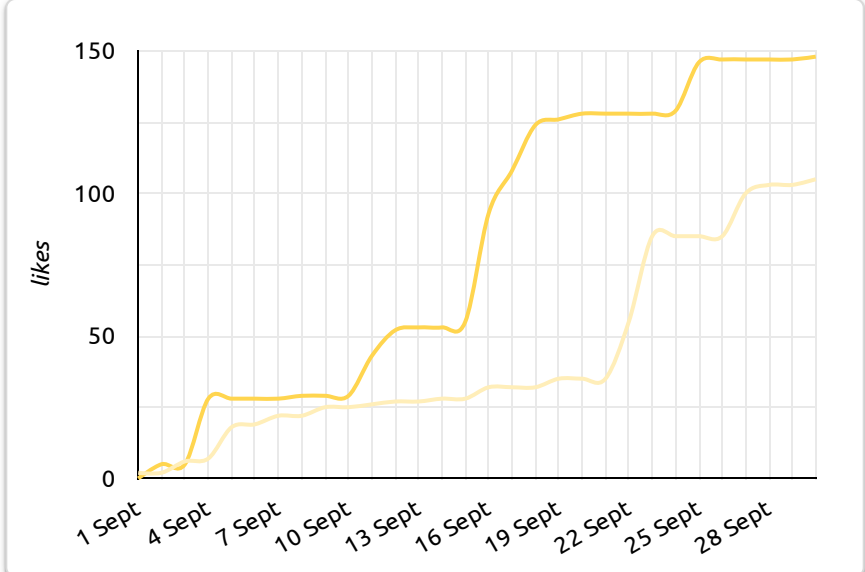
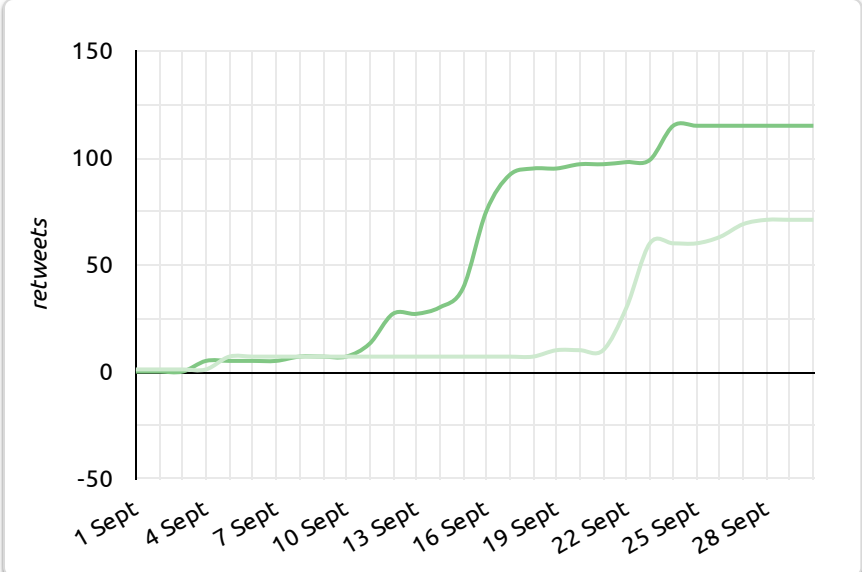
Engagement Rate (Avg)  
**34.54%**  
↓ -8.6%

Link Clicks  
**44**  
↑ 214.3%



Retweets  
**115**  
↑ 62.0%

Likes  
**148**  
↑ 41.0%





# Keyword Research (Most Traffic)

Sept  
2023

Query	Clicks ▾	Δ	Impressions	Site CTR	Average Position
spartan protocol	52	-25 ↓	363	14.33%	1.02
sparta coin	8	-31 ↓	235	3.4%	3.89
sparta crypto	4	-14 ↓	50	8%	2.92
sparta protocol	4	-5 ↓	22	18.18%	2.18
spartan token	3	-1 ↓	14	21.43%	2.79
spartan crypto	2	-3 ↓	168	1.19%	3.91
spartan coin	1	-3 ↓	164	0.61%	7.75
bep2 to bep20	1	-	4	25%	20.5
binance smart chain testnet faucet	1	-	2	50%	24.5
spartan	1	-	515	0.19%	78.36
token sparta	1	-	6	16.67%	3.33
test bnb faucet	1	-	13	7.69%	33



# Keyword Research

## (Improve CTR & Conversions)

Sept  
2023

Query	Impressions ▾	Average Position	Clicks	Δ	Site CTR
spartan protocol	363	1.02	52	-25 ↓	14.33%
sparta coin	235	3.89	8	-31 ↓	3.4%
spartan crypto	168	3.91	2	-3 ↓	1.19%
spartan coin	164	7.75	1	-3 ↓	0.61%
sparta crypto	50	2.92	4	-14 ↓	8%
sparta token	45	3.31	0	-26 ↓	0%
spartan bitcoin mining	41	9.8	0	0	0%
spartan blockchain	35	6.71	0	0	0%
espartans crypto	26	5.77	0	-	0%
sparta protocol	22	2.18	4	-5 ↓	18.18%
crypto sparta	22	5.64	0	0	0%
spartan token	14	2.79	3	-1 ↓	21.43%
sparta bnb	12	3.58	0	0	0%
sparta exchange	12	9.75	0	0	0%
\$sparta token	8	3.75	0	-2 ↓	0%
token sparta	6	3.33	1	1 ↑	16.67%
sparta wallet	6	8	0	0	0%
blog spartanas	3	7.33	0	0	0%
blog spartans	3	3.67	0	-	0%
swap bep2 to bep20	2	7	0	-	0%
sparta avatar	2	7.5	0	-	0%
local guide program	2	1	0	-	0%
ethereum testnet metamask	2	6	0	-	0%
synthvault	2	4	0	-	0%
busd testnet metamask	2	3.5	0	0	0%
sparta usdt	1	5	0	-	0%
binance testnet metamask	1	1	0	-	0%
binance smart chain testnet metamask	1	1	0	-	0%
tigris codeblue	1	4	0	-	0%
spartan rpc	1	2	0	0	0%
sparta dex crypto	1	7	0	0	0%
symbol	1	1	0	-	0%



# Keyword Research

## (Improve Content & Technicals)

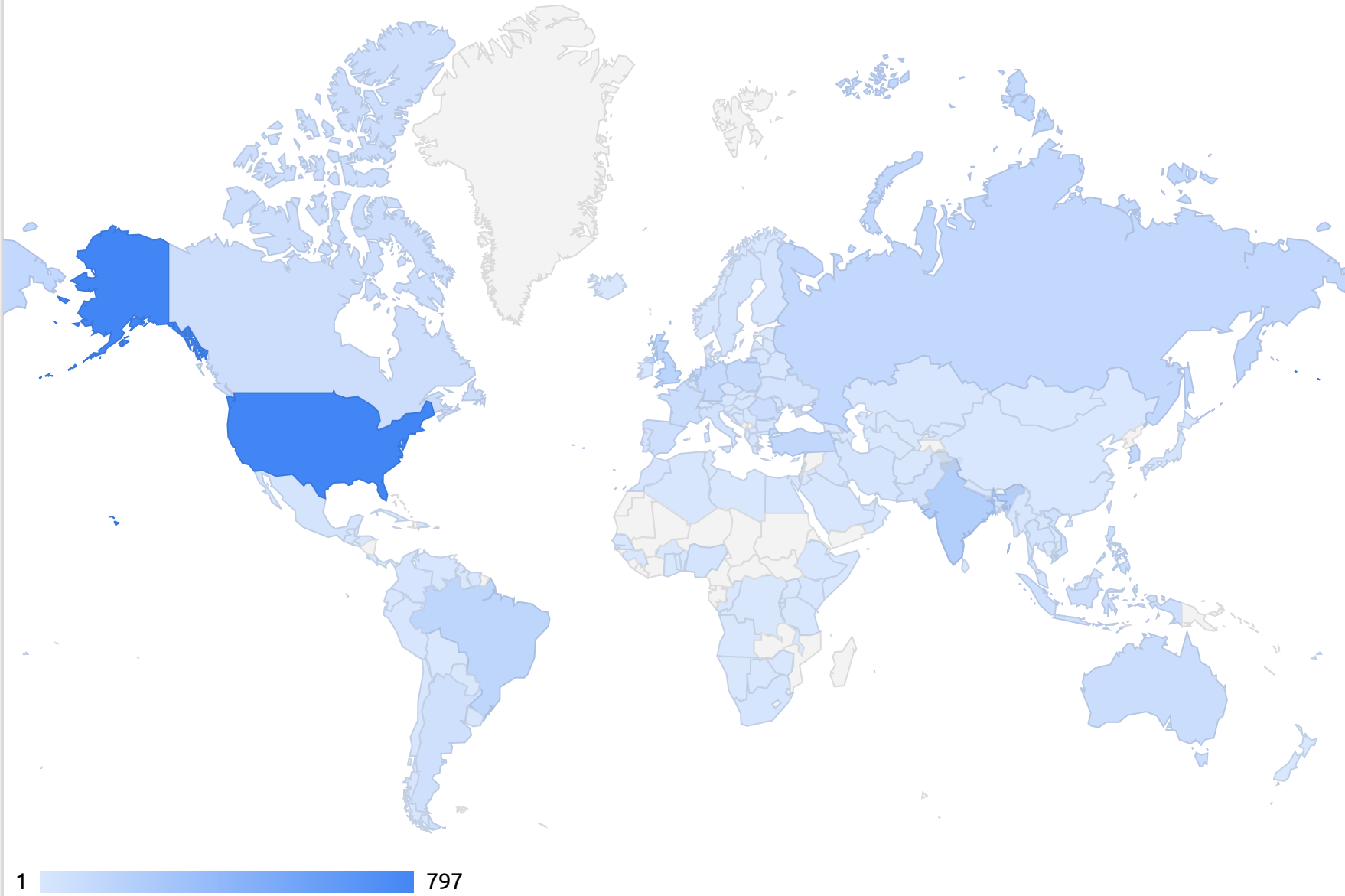
Sept  
2023

Query	Impressions ▾	Average Position	Site CTR	Clicks	Δ
spartan	515	78.36	0.19%	1	1 <span>📈</span>
protocol tokens	72	83.54	0%	0	0
bnb testnet faucet	51	31.96	0%	0	0
spartan protocol price prediction	35	38.97	0%	0	0
token protocol	34	84.65	0%	0	0
bsc testnet	30	34.83	0%	0	0
bsn spartan	25	75.6	0%	0	0
dapp protocol	23	42.17	0%	0	0
connect metamask to bsc	23	30.65	0%	0	0
spartain	20	88.65	0%	0	0
spartan coins	20	40.3	0%	0	0
sparta finance	16	33.75	0%	0	0
spartan blog	15	12.6	0%	0	0
bsc ico	14	65.64	0%	0	-
test bnb faucet	13	33	7.69%	1	1 <span>📈</span>
bnb faucet testnet	13	32.46	0%	0	0
sparta app	12	73.33	0%	0	0
how to add bsc testnet to metamask	11	11.91	0%	0	0
spartan finance	10	37.4	0%	0	0
soartan	9	81.56	0%	0	0
private swap protocol	9	85.56	0%	0	0
staking bsc	9	76.89	0%	0	0
spartan group	9	86.11	0%	0	0
sparta	9	89.22	0%	0	0
bnb faucet test	8	35.63	0%	0	-
sparta coins	8	19.38	0%	0	0
bep2 swap	8	11.88	0%	0	0
sparta mining	7	23.71	0%	0	0
infura bsc node	7	40.29	0%	0	0
bnb tokenomics	7	53.86	0%	0	-
bsc defi staking	7	53.43	0%	0	-
usdtp	6	13.67	0%	0	-



# Geo (Summary)

Sept  
2023



Country	Clicks	Impressions ▾	Site CTR	Average Position
United States	14	797	1.76%	23.46
India	0	205	0%	39.36
United Kingdom	10	157	6.37%	29.35
Brazil	6	141	4.26%	44.46
Türkiye	6	126	4.76%	18.17
Russia	4	122	3.28%	47.81
South Korea	1	117	0.85%	37.7
Germany	4	108	3.7%	18.07
Singapore	2	104	1.92%	11.36
Poland	3	101	2.97%	10.43
Netherlands	11	99	11.11%	20.3
Romania	1	82	1.22%	9
Australia	5	81	6.17%	17.96




# Device (Summary)

Sept  
2023


## Desktop



## Mobile



## Tablet



Clicks

62

↓ -76.3% from previous year

Clicks

57

↓ -91.9% from previous year

Clicks

0

↓ -100.0% from previous year

Impressions

2,210

↓ -83.4% from previous year

Impressions

1,494

↓ -82.6% from previous year

Impressions

22

↓ -85.1% from previous year

Site CTR

2.81%

↑ 42.8% from previous year

Site CTR

3.82%

↓ -53.4% from previous year

Site CTR

0.00%

↓ -100.0% from previous year

Device Category

Average Position ^

Clicks

Impressions

Site CTR

TABLET

14.77

0

22

0%

MOBILE

16.14

57

1,494

3.82%

DESKTOP

35.47

62

2,210

2.81%