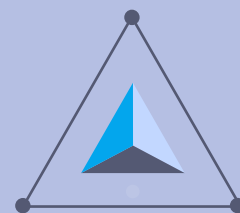


Robonomics token



## POLKADOT / KUSAMA STAGE DETAILS


*September 2020*



Robonomics token

# PAST

# 2017-2019



# unaltered

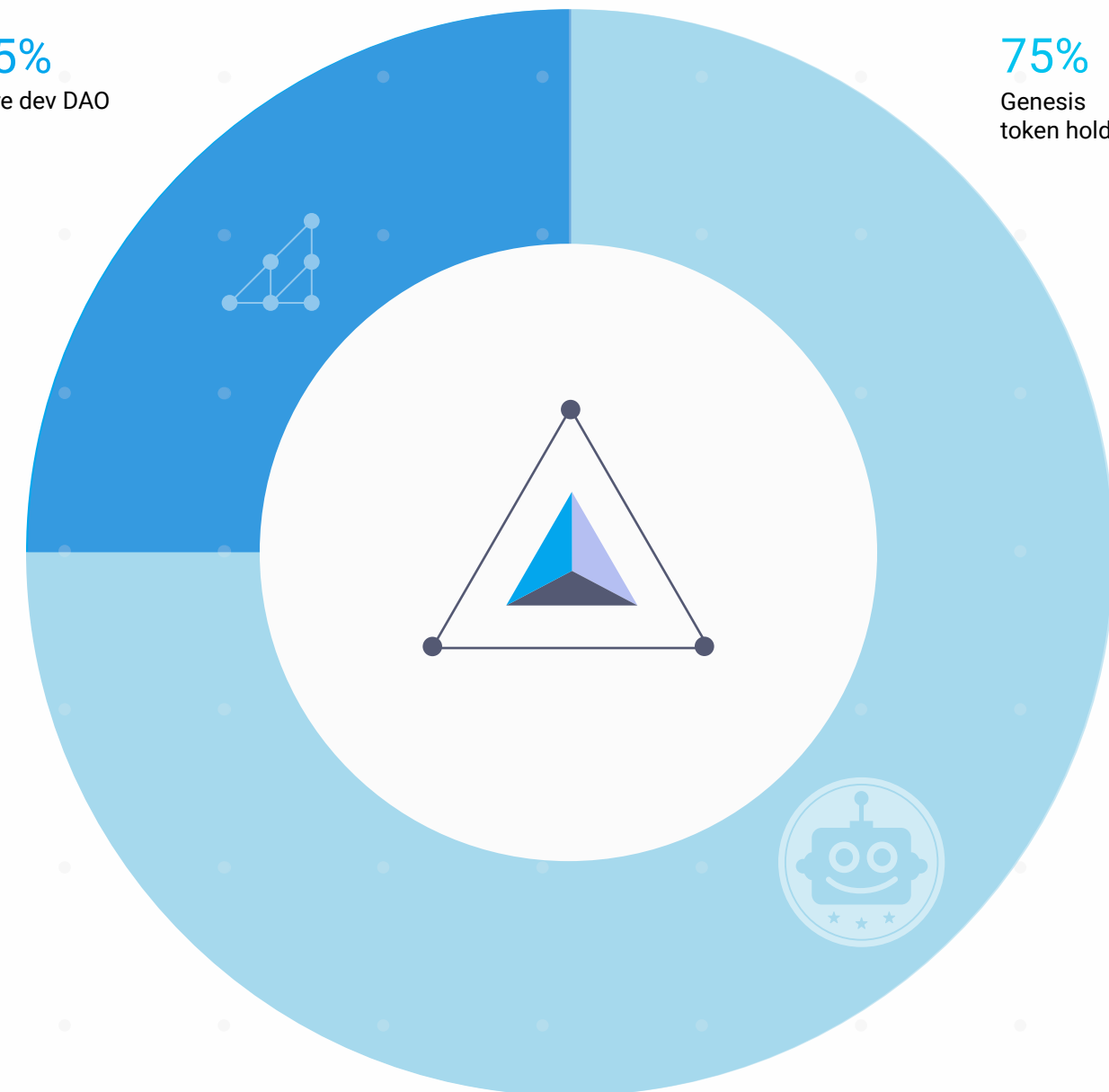
## ICO stage

May 2017

TOTAL AMOUNT ISSUED TOKENS, XRT	1,000,000.00	
Genesis token holders	75%	750,000.00
Core dev DAO	25%	250,000.00

25%  
Core dev DAO

75%  
Genesis token holders



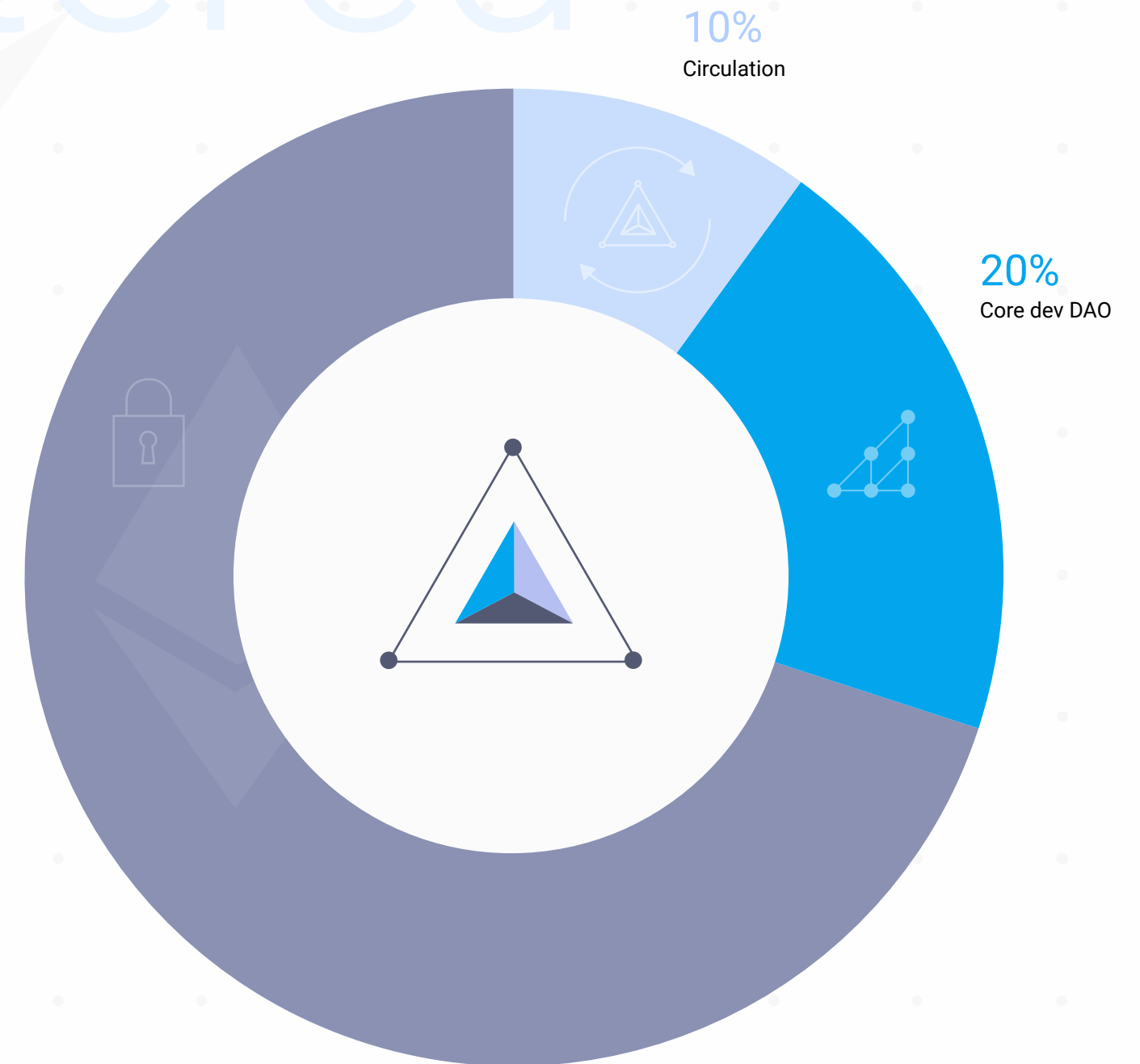
2017

unaltered

# Ethereum 1.0 stage

Summer 2018 - Summer 2019


TOTAL AMOUNT ISSUED TOKENS, XRT	10,000,000.00	
Circulation	10%	1,000,000.00
Core dev DAO	20%	2,000,000.00
Frozen and wait Ethereum 2.0	70%	7,000,000.00



2018-19



Robonomics token



# NOW 2020



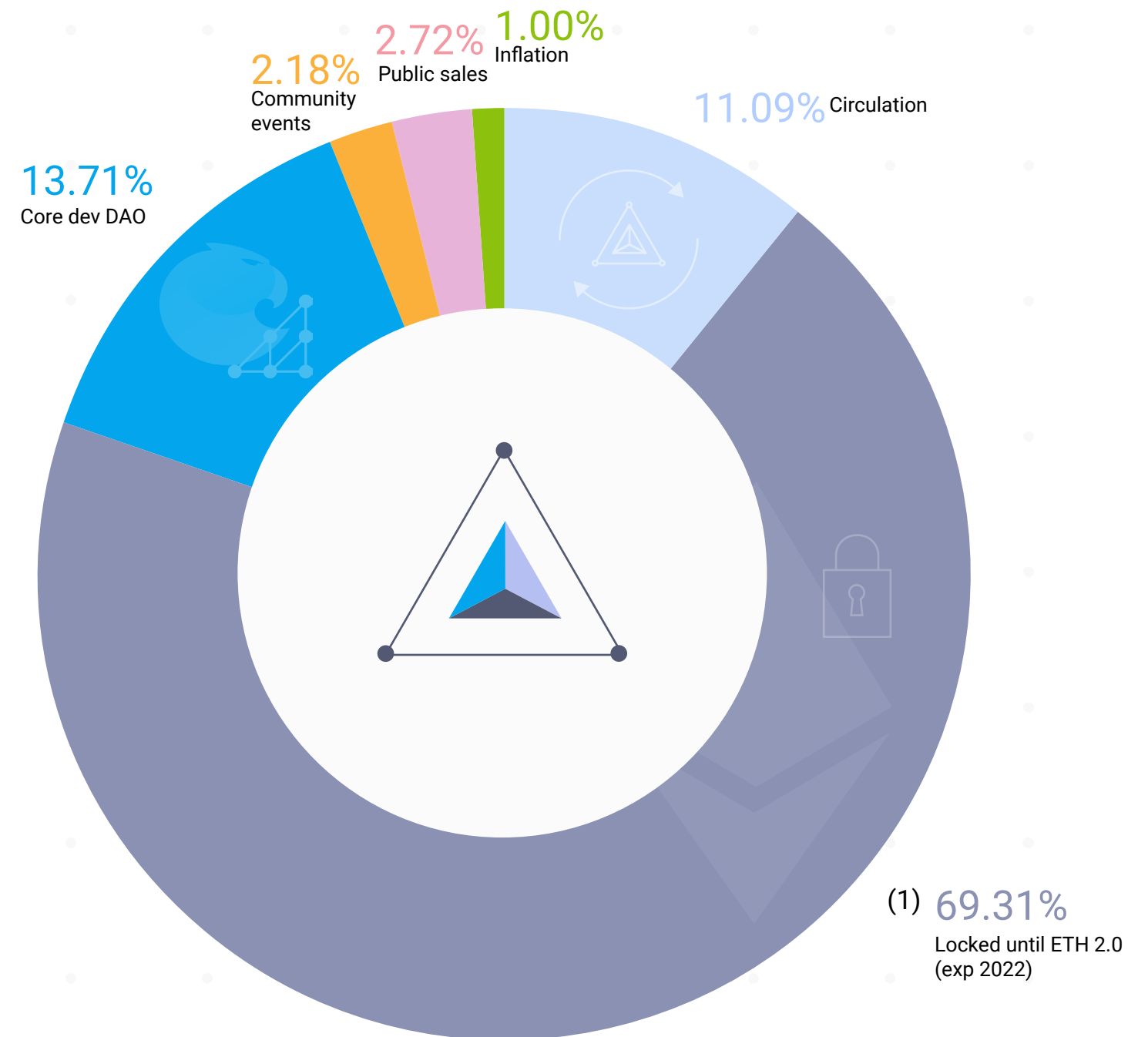
# XRT distribution on Kusama stage

21st August 2020 stats

TOTAL AMOUNT ISSUED TOKENS, XRT	10,100,100.00	
Circulation	11.09%	1,120,000.00
Locked until ETH2.0 (exp 2022)	69.31%	7,000,000.00
Core dev DAO	13.71%	1,385,000.00
Community events	2.18%	220,000.00
Public sales	2.72%	275,000.00
Annual inflation	1.00%	100,100.00

- Most part of XRT will be **frozen until ETH 2.0** alive, expect in 2022 (1).
- Next year **circulation will be predictable** and we **expect real-time** supply increase up to **20% - 25%** of all initial supply.

2020



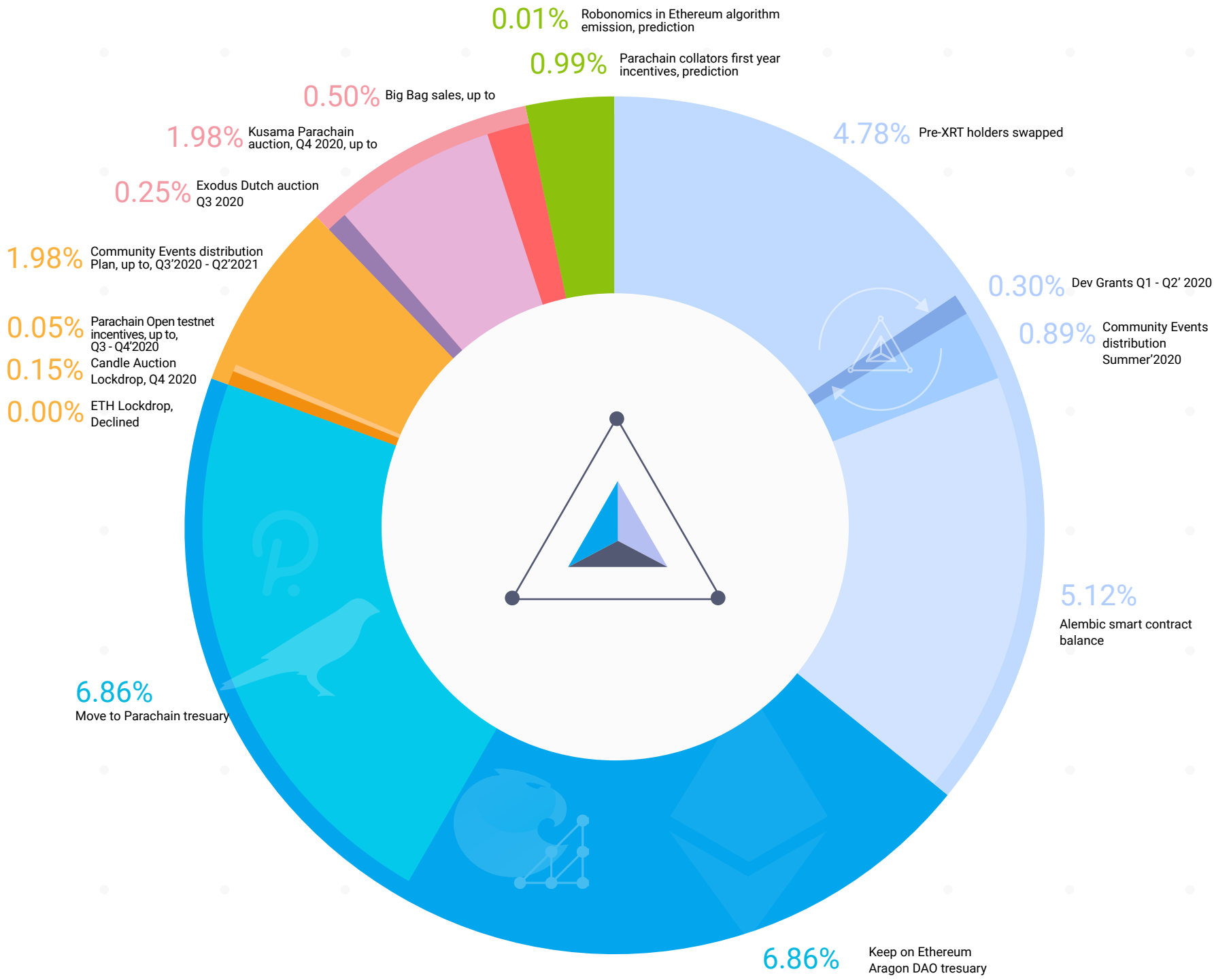
(1) 69.31%  
Locked until ETH 2.0  
(exp 2022)

# Polkadot / KUSAMA stage details *without ETH 2.0 locked XRT*



21st August 2020 stats

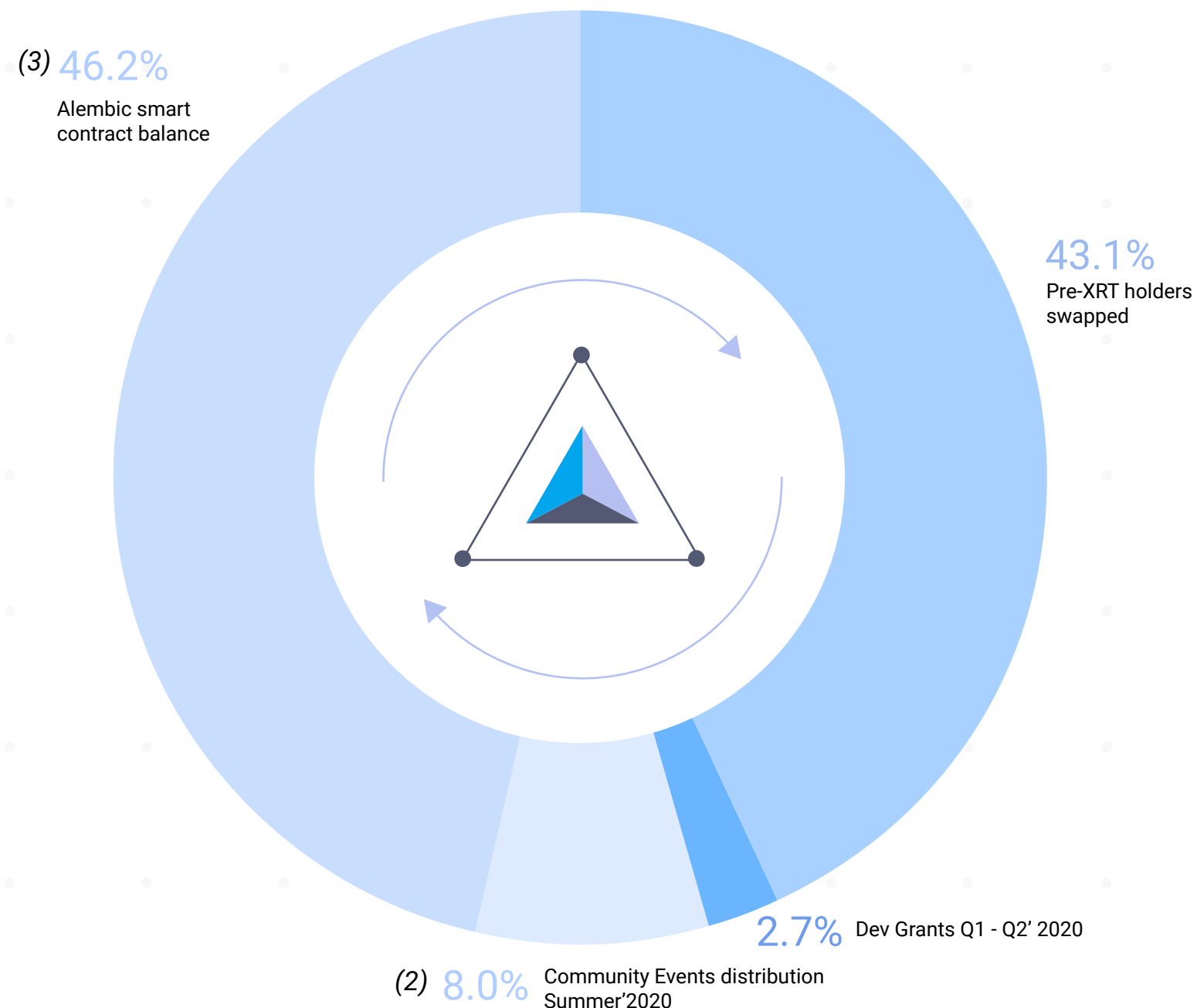
TOTAL AMOUNT TOKENS, XRT		3,100,100.00
<b>Circulation</b>		
	<b>11.09%</b>	<b>1,120,000.00</b>
Pre-XRT holders swapped	4.78%	483,000.00
Dev Grants Q1 - Q2' 2020	0.30%	30,000.00
Community Events distribution Summer'2020	0.89%	90,000.00
Alembic smart contract balance	5.12%	517,000.00
<b>Core dev DAO</b>		
	<b>13.71%</b>	<b>1,385,000.00</b>
Keep on Ethereum Aragon DAO treasury	6.86%	692,500.00
Move to Parachain treasury	6.86%	692,500.00
<b>Community events</b>		
	<b>2.18%</b>	<b>220,000.00</b>
ETH Lockdrop, Declined	0.00%	0.00
Candle Auction Lockdrop, Q4 2020	0.15%	15,000.00
Parachain Open testnet incentives, up to, Q3 - Q4'2020	0.05%	5,000.00
Community Events distribution Plan, up to, Q3'2020 - Q2'2021	1.98%	200,000.00
<b>Public sales</b>		
	<b>2.72%</b>	<b>275,000.00</b>
Exodus Dutch auction Q3 2020	0.25%	25,000.00
Kusama Parachain auction, Q4 2020, up to	1.98%	200,000.00
Big Bag sales, up to	0.50%	50,000.00
<b>Inflation Q4 2020 - Q4 2021</b>		
	<b>1.00%</b>	<b>100,100.00</b>
Robonomics in Ethereum algorithm emission, prediction	0.01%	100.00
Parachain collators first year incentives, prediction	0.99%	100,000.00




# Circulation

Circulation	11.09%	1,120,000.00 <sup>(1)</sup>
Pre-XRT holders swapped	4.78%	483,000.00
Dev Grants Q1 - Q2' 2020	0.30%	30,000.00
Community Events distribution Summer'2020	0.89%	90,000.00
Alembic smart contract balance	5.12%	517,000.00

- For the last 2 months the amount of **XRT holders** has **increased 400%**.
- **Daily volume** has increased to **~ \$1mln**, the record was 15th August when the volume hit **~ \$5 mln**.
- **Liquidity** has reached **\$1 mln (+900%) (1)**.
- Over 10 small bags of XRT have been distributed between developers. **DAO sent over 1000** transactions with rewards **for community** via **desperse.io (2)**.
- **40% of pre-XRT holders** have converted their tokens via the **Alembic smart contract (3)**.



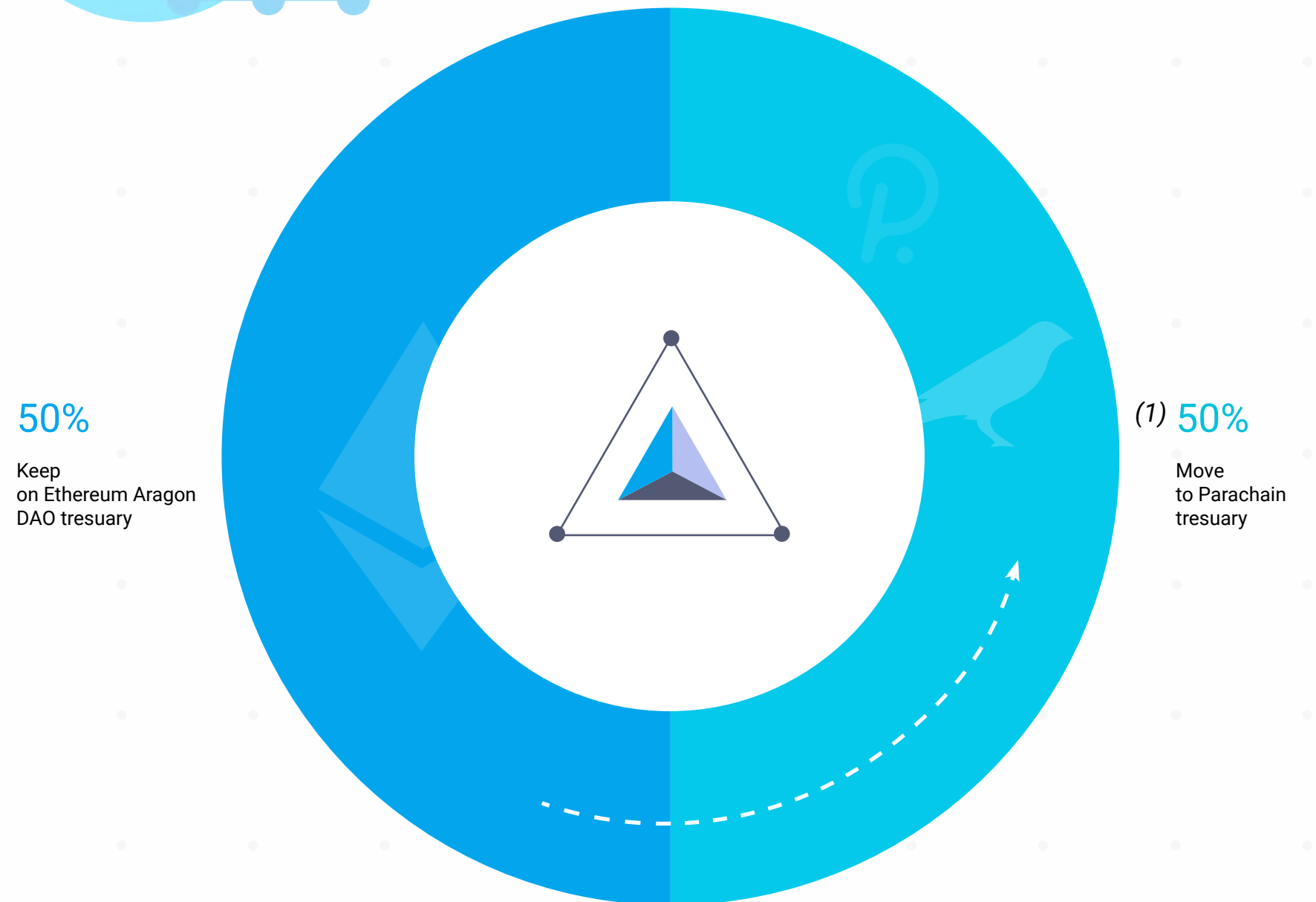




# Core dev DAO

<b>Core dev DAO</b>	<b>13.71%</b>	<b>1,385,000.00</b>
Keep on Ethereum Aragon DAO tresuary	6.86%	692,500.00
Move to Parachain tresuary	6.86%	692,500.00

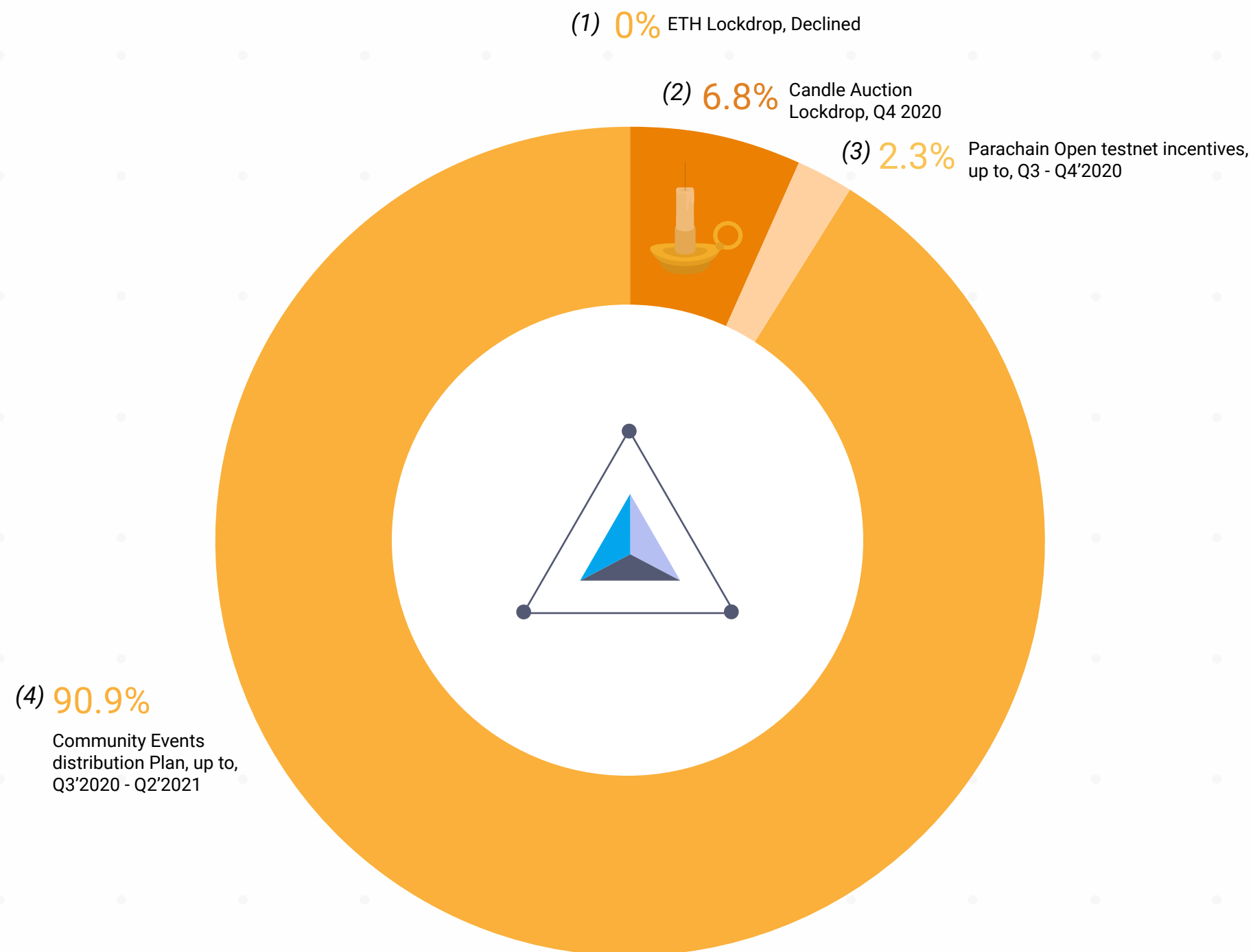
- Core dev DAO will move **50% of its XRT (1)** from Ethereum mainnet **to Robonomics Parachain tresuary**. That will be during the **Exodus event**, expected in **September 2020**.



# Community events

Community events	2.18%	220,000.00
ETH Lockdrop, Declined	0.00%	0.00
Candle Auction Lockdrop, Q4 2020	0.15%	15,000.00
Parachain Open testnet incentives, up to, Q4'2020	0.05%	5,000.00
Community Events distribution Plan, up to, Q3'2020 - Q2'2021	1.98%	200,000.00

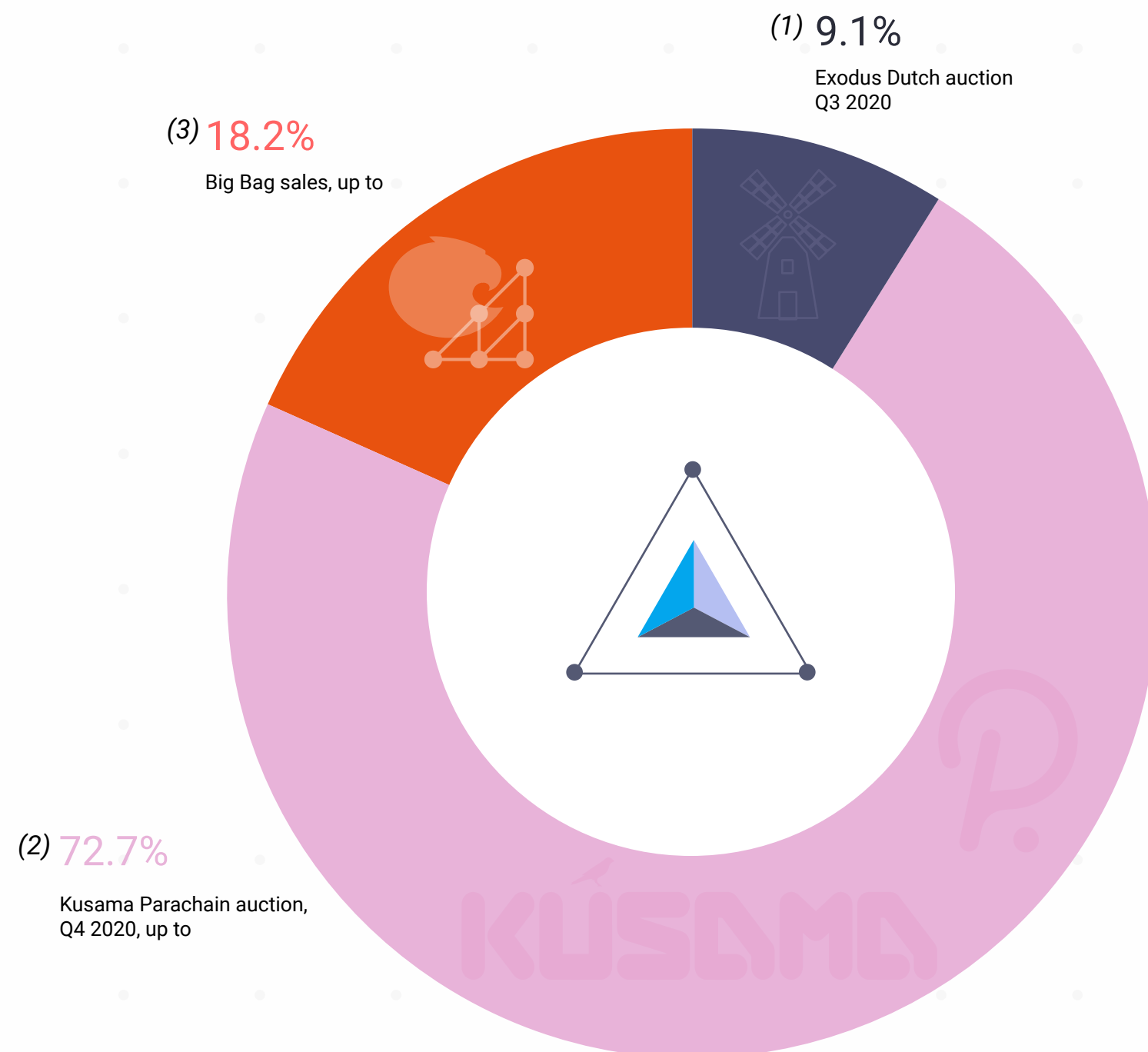
- **ETH lockdrop event is declined (1)** due to the amount of holders increased from less than **500 to 3500+** this summer.
- **Candle auction lockdrop is still in plans (2)** to provide incentives for voters in slot auction time **in kusama / polkadot parachain**.
- For the next two months **testnet participants will be rewarded (3)** for making documantation, tools and load tests for **Robonomics Parachain**.
- For the next 6 months **community events and grants core dev DAO sets the limit** based on Summer events distribution experience (4).



# Public sales

Public sales	2.23%	275,000.00
Exodus Dutch auction Q3 2020	0.25%	25,000.00
Kusama Parachain auction, Q4 2020, up to	1.98%	200,000.00
Big Bag sales, up to	0.50%	50,000.00

- The next distribution in form of public sales will be the exodus **dutch auction (1)** in **Ethereum mainnet**, expected in **September 2020**.
- The **Kusama Parachain auction (2)** will happen **when Robonomics is connected to Kusama Relay chain and works some time**.
- **Big Bag sales (3)** is a way for DAO to sell part of tokens publicly with a smart contract agreement for individuals **who want to buy XRT from dev team**, and make sure their ETH are spent on development, marketing and other project tasks.



# Inflation

Inflation Q4 2020 - Q4 2021	1.00%	100,100.00
Robonomics in Ethereum algorithm emission, prediction	0.01%	100.00
Parachain collators first year incentives, prediction	0.99%	100,000.00

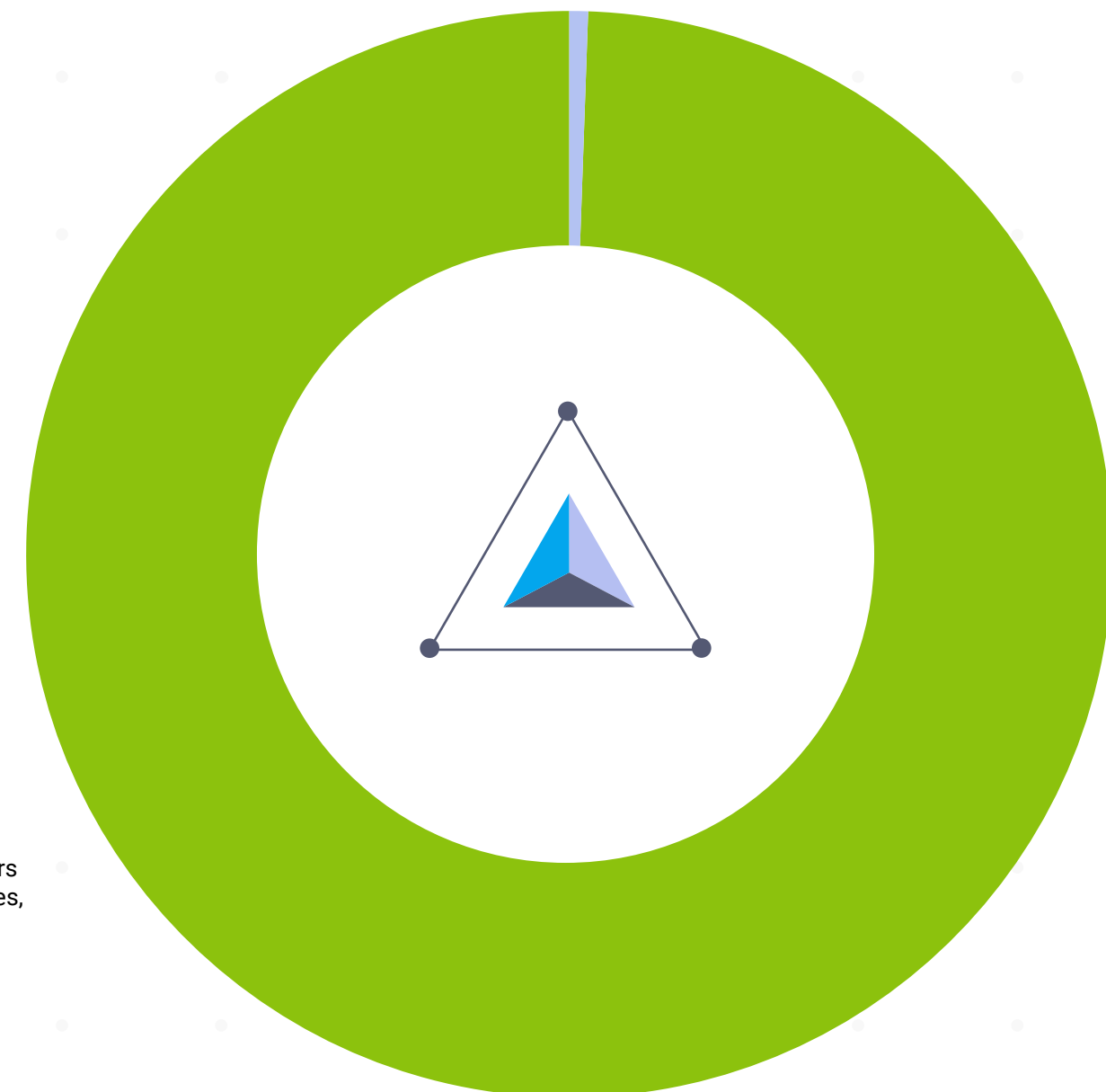
- Today, **Robonomics over Ethereum mainnet has the inflation algorithm** in form of smart contract with equation **1 new XRT =  $10^9$  gas**, utilized by Robonomics smart contract (1).
- **Last year the inflation was ~40 XRT.**
- When **Robonomics PC1 is launched**, community will see **the second and independent working emission algorithm** based on **PoS for Parachain collators** (2).


(2) 99.0%

Parachain collators  
first year incentives,  
prediction

(1) 1.0%

Robonomics in Ethereum  
algorithm emission, prediction





Robonomics token

# FUTURE

2022

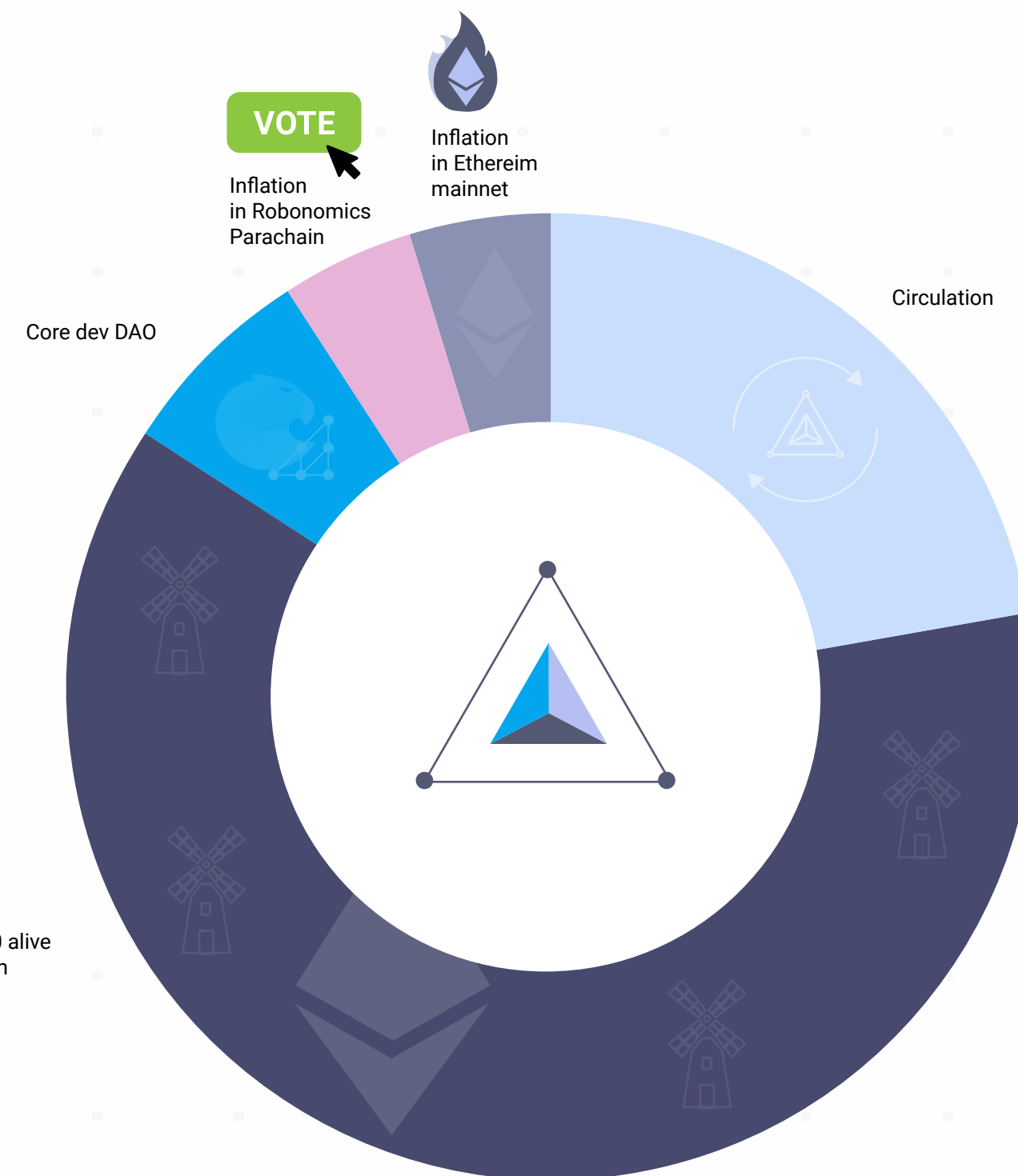


KUSAMA



# Interoperability stage


Circulation	2,600,100.00
Ethereum 2.0 alive Dutch auction	7,000,000.00
Core dev DAO	500,000.00
Inflation in Robonomics Parachain	Base on XRT holders voting
Inflation in Ethereum mainnet	Base on the annual amount of gas consumption



2022

ROBONOMICS.NETWORK

 [t.me/robonomics](https://t.me/robonomics)



*September 2020*