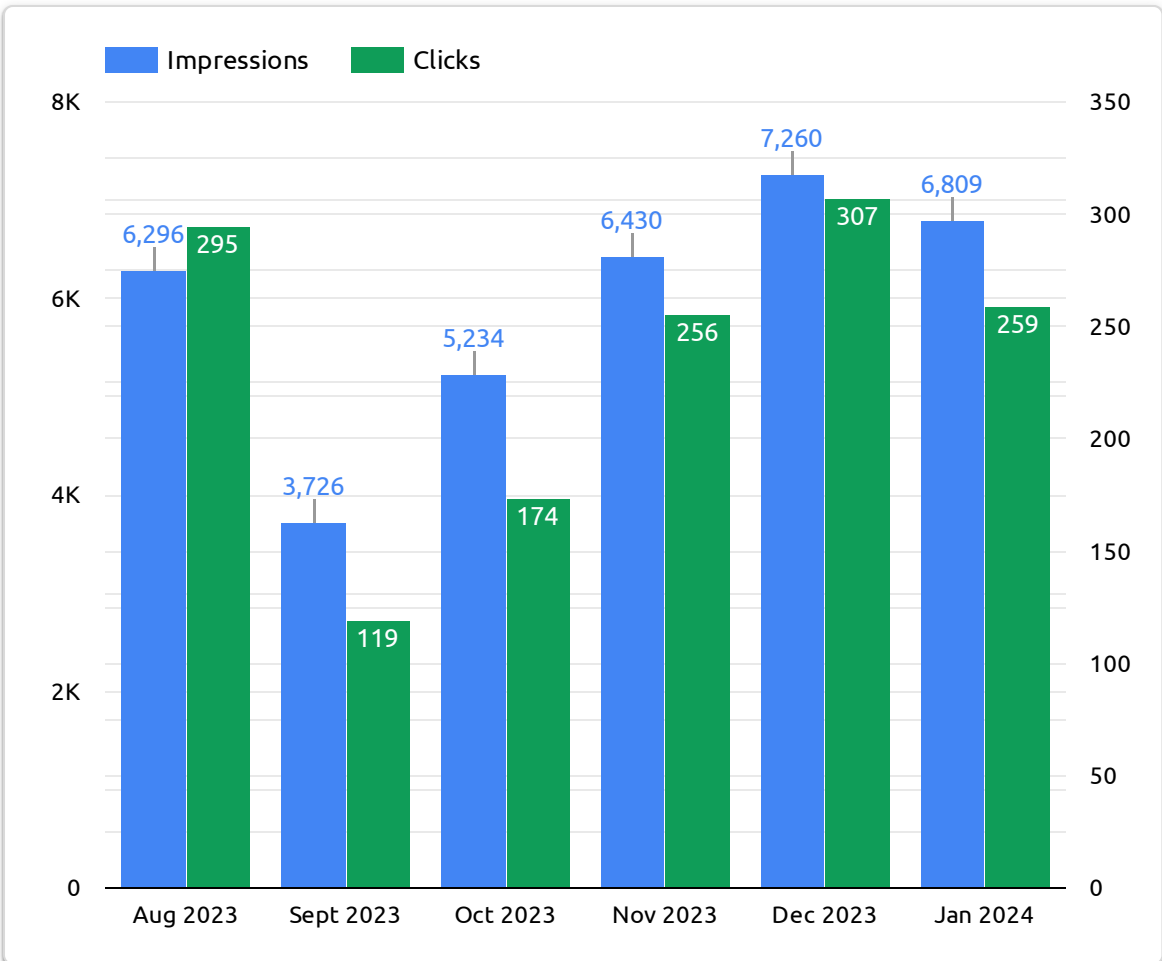
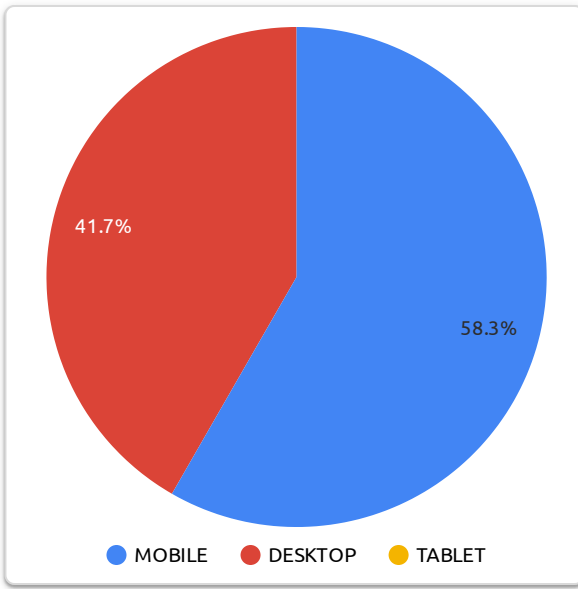
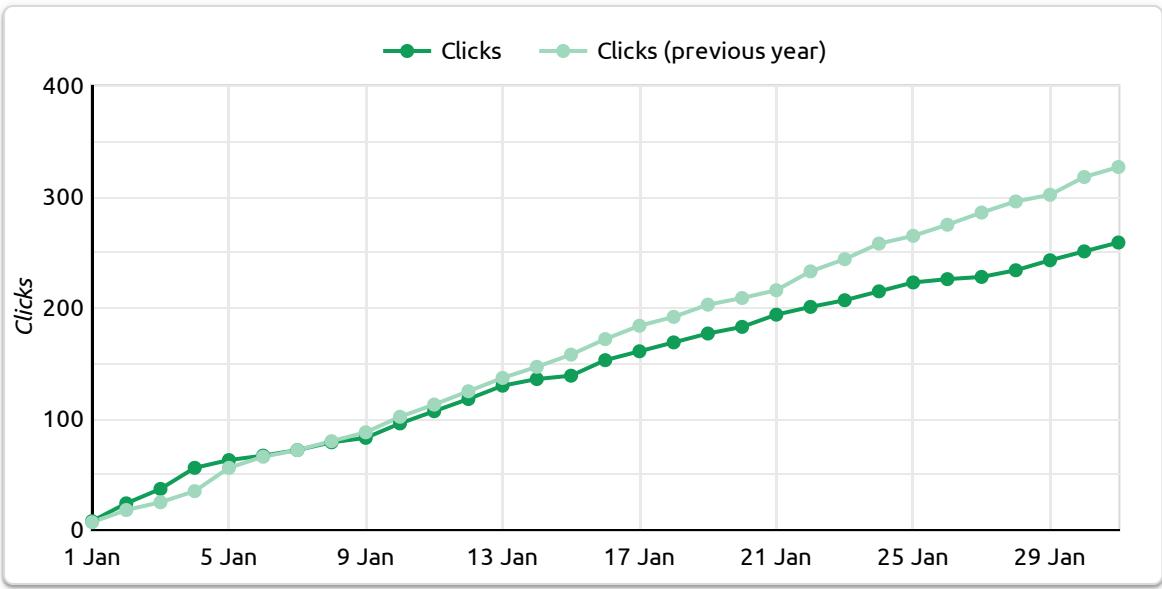
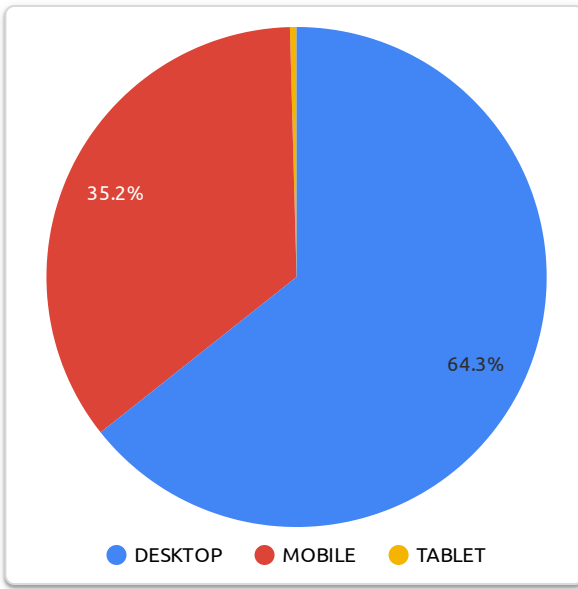
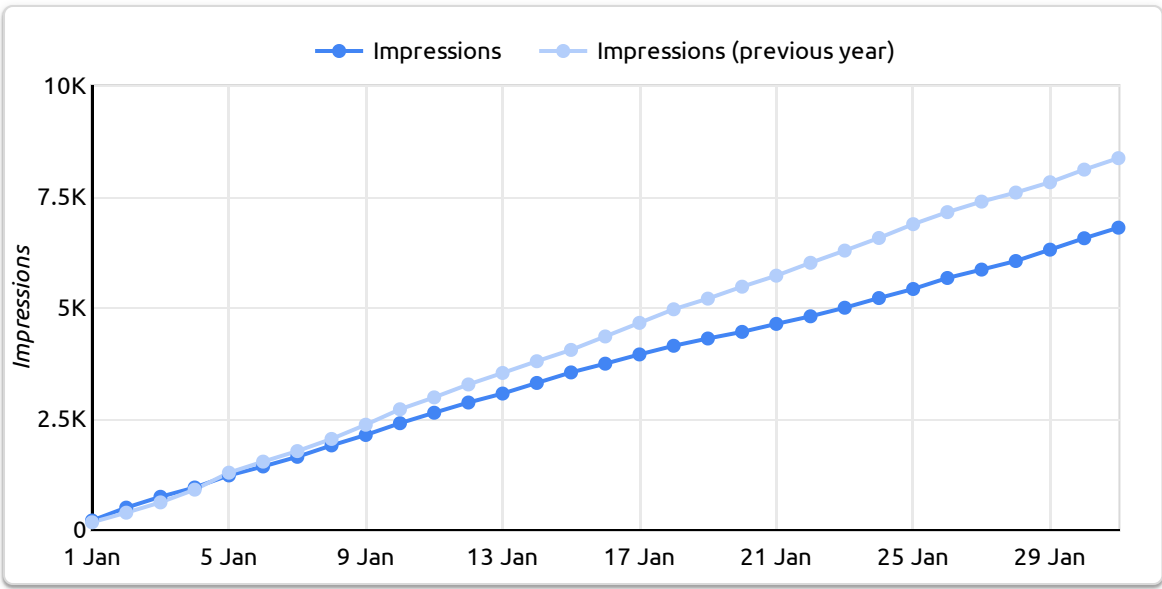




# Google (Search Data)

Jan  
2023



Impressions  
**6,809**  
↓ -18.7% from previous year

Clicks  
**259**  
↓ -20.8% from previous year



# Keyword Research (Most Traffic)

Jan  
2023

Query	Clicks ▾	Δ	Impressions	Site CTR	Average Position
spartan protocol	107	8 <span>📈</span>	622	17.2%	1.24
sparta crypto	12	-9 <span>📉</span>	160	7.5%	2.58
sparta coin	11	-19 <span>📉</span>	495	2.22%	4.38
sparta protocol	11	-4 <span>📉</span>	45	24.44%	2.09
spartan crypto	7	0	174	4.02%	3.06
sparta token	5	-8 <span>📉</span>	126	3.97%	3.45
bep2 to bep20	5	4 <span>📈</span>	45	11.11%	8.87
swap bep2 to bep20	4	3 <span>📈</span>	52	7.69%	7.08
bep2 swap	3	-	44	6.82%	6.41
bnb testnet faucet	3	0	68	4.41%	35.79
spartan coin	3	-	136	2.21%	7.02
spartan token	3	0	24	12.5%	1.71
bep2 to bep20 bridge	2	-	47	4.26%	7.66
sparta exchange	1	-	20	5%	8
sparta wallet	1	-	7	14.29%	6.57
bnb smart chain faucet	1	-	5	20%	35.6
spartans blog	1	-	20	5%	13.55
spartan defi	1	0	8	12.5%	2.38
spartan	1	0	1,268	0.08%	56.65
bridge bep2 to bep20	1	-	26	3.85%	8.04
crypto sparta	1	-	18	5.56%	4.06



# Keyword Research

## (Improve CTR & Conversions)

Jan  
2023

Query	Impressions ▾	Average Position	Clicks	Δ	Site CTR
spartan protocol	622	1.24	107	8 📈	17.2%
sparta coin	495	4.38	11	-19 📉	2.22%
spartan crypto	174	3.06	7	0	4.02%
sparta crypto	160	2.58	12	-9 📉	7.5%
spartan coin	136	7.02	3	3 📈	2.21%
sparta token	126	3.45	5	-8 📉	3.97%
the spartans crypto	56	3.96	0	0	0%
swap bep2 to bep20	52	7.08	4	3 📈	7.69%
bep2 to bep20 bridge	47	7.66	2	2 📈	4.26%
sparta protocol	45	2.09	11	-4 📉	24.44%
bep2 to bep20	45	8.87	5	4 📈	11.11%
bep2 swap	44	6.41	3	3 📈	6.82%
bridge bep2 to bep20	26	8.04	1	1 📈	3.85%
spartan token	24	1.71	3	0	12.5%
spartan blockchain	22	6.41	0	0	0%
sparta exchange	20	8	1	1 📈	5%
spartan blog	18	9.11	0	-	0%
crypto sparta	18	4.06	1	1 📈	5.56%
spartan defi	8	2.38	1	0	12.5%
sparta wallet	7	6.57	1	-	14.29%
where to buy sparta crypto	7	7.71	0	0	0%
usdcp	7	8.57	0	0	0%
\$sparta token	5	3	0	0	0%
sparta dex coin	2	9.5	0	-	0%
protocol token	2	9	0	-	0%
binance-chain-tigris	2	9.5	0	-	0%
blog spartans	2	7	0	-	0%
bsc mainnet metamask	1	1	0	-	0%
спартане	1	9	0	-	0%
spartan rpc	1	4	0	-	0%
bsc network metamask	1	1	0	-	0%
add bsc network	1	1	0	-	0%



# Keyword Research

## (Improve Content & Technicals)

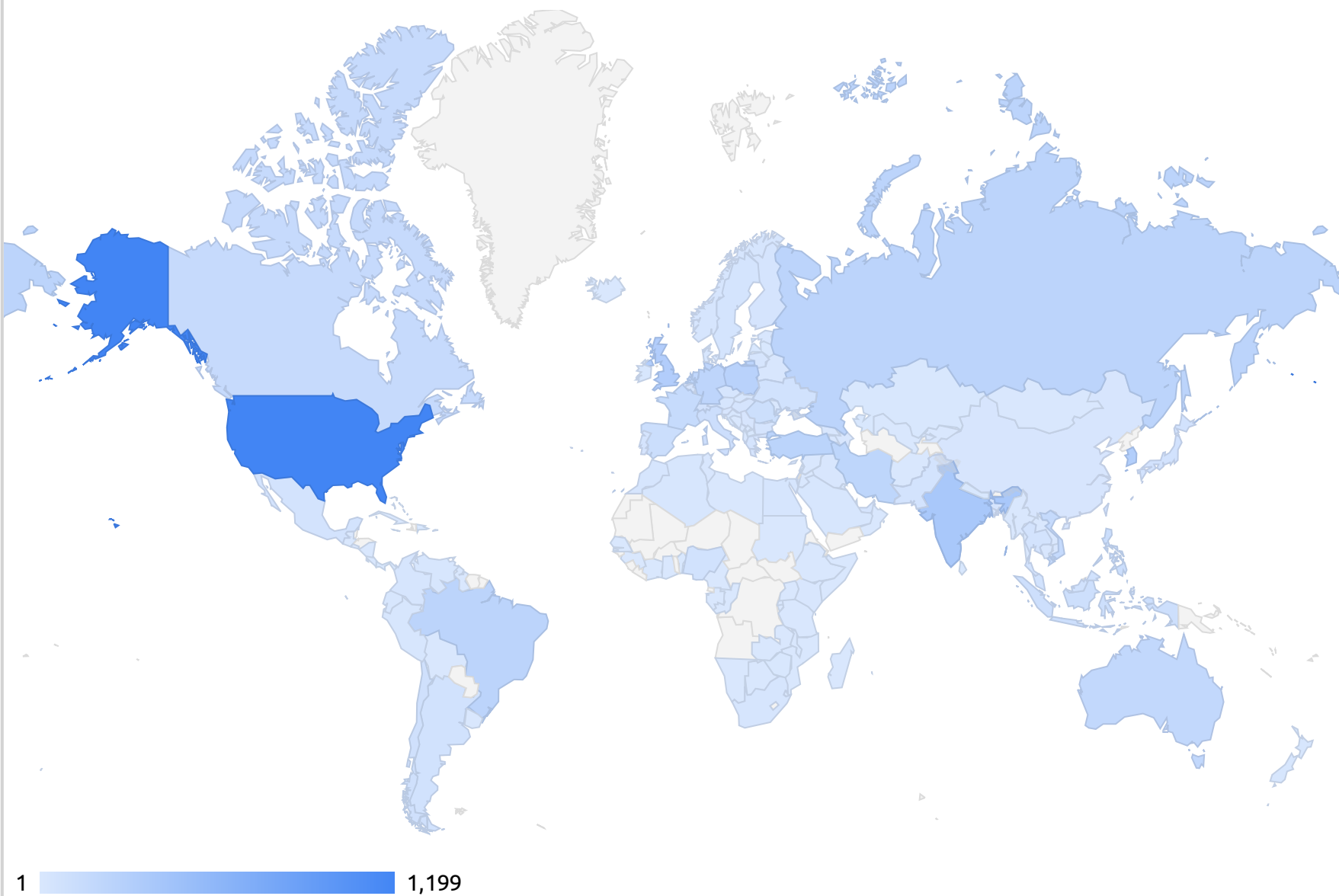
Jan  
2023

Query	Impressions ▾	Average Position	Site CTR	Clicks	Δ
spartan	1,268	56.65	0.08%	1	0
bsc testnet	91	50.3	0%	0	0
spartain	85	60.27	0%	0	0
bnb testnet faucet	68	35.79	4.41%	3	0
add bsc to metamask	44	83.66	0%	0	0
spartan bat	44	53.95	0%	0	0
sparta coin yorum	38	53.97	0%	0	0
dapp protocol	38	16.82	0%	0	0
bep2	36	67.47	0%	0	0
bep20 vs bep2	34	44.35	0%	0	0
dapp	31	67.06	0%	0	0
wallet bnb vault	29	44.66	0%	0	-
permissionless liquidity for projects	29	75.76	0%	0	-
bsc metamask	29	92.14	0%	0	0
how to add bsc to metamask	26	86.92	0%	0	0
protocol tokens	26	79.15	0%	0	0
bep2 vs bep20	24	46.67	0%	0	0
bsc coins	23	89	0%	0	0
saprtan	22	83.36	0%	0	0
binance smart chain full node	20	82.55	0%	0	0
spartans blog	20	13.55	5%	1	-
crypto protocol	19	84.74	0%	0	0
btcb	19	86.32	0%	0	0
spartan bats	18	62.72	0%	0	0
spartan coins	18	59.5	0%	0	0
spartan protocol price prediction	15	61.33	0%	0	0
adding bsc to metamask	14	85.64	0%	0	0
the open dao	12	83.17	0%	0	-
token dnd	11	75.45	0%	0	0
raze dnd	9	63.44	0%	0	0
sparta dex	9	48	0%	0	-1 📉



# Geo (Summary)

Jan  
2023



Country	Clicks	Impressions ▾	Site CTR	Average Position
United States	34	1,199	2.84%	28.38
India	7	378	1.85%	35.97
United Kingdom	7	314	2.23%	23.91
South Korea	3	310	0.97%	35.95
Poland	14	255	5.49%	14.24
Türkiye	19	237	8.02%	19.93
Brazil	2	233	0.86%	45.5
Russia	6	230	2.61%	48.72
Germany	6	219	2.74%	21.19
Iran	4	212	1.89%	11.78
Netherlands	13	196	6.63%	16.84
Australia	11	182	6.04%	15.57
Vietnam	5	156	3.21%	40.44




# Device (Summary)

Jan  
2023


## Desktop



## Mobile



## Tablet



Clicks

108

↓ -15.6% from previous year

Clicks

151

↓ -23.4% from previous year

Clicks

0

↓ -100.0% from previous year

Impressions

4,380

↓ -19.5% from previous year

Impressions

2,400

↓ -17.4% from previous year

Impressions

29

0.0% from previous year

Site CTR

2.47%

↑ 4.8% from previous year

Site CTR

6.29%

↓ -7.2% from previous year

Site CTR

0.00%

↓ -100.0% from previous year

Device Category

Average Position ^

Clicks

Impressions

Site CTR

TABLET

6.41

0

29

0%

MOBILE

17.72

151

2,400

6.29%

DESKTOP

33.11

108

4,380

2.47%