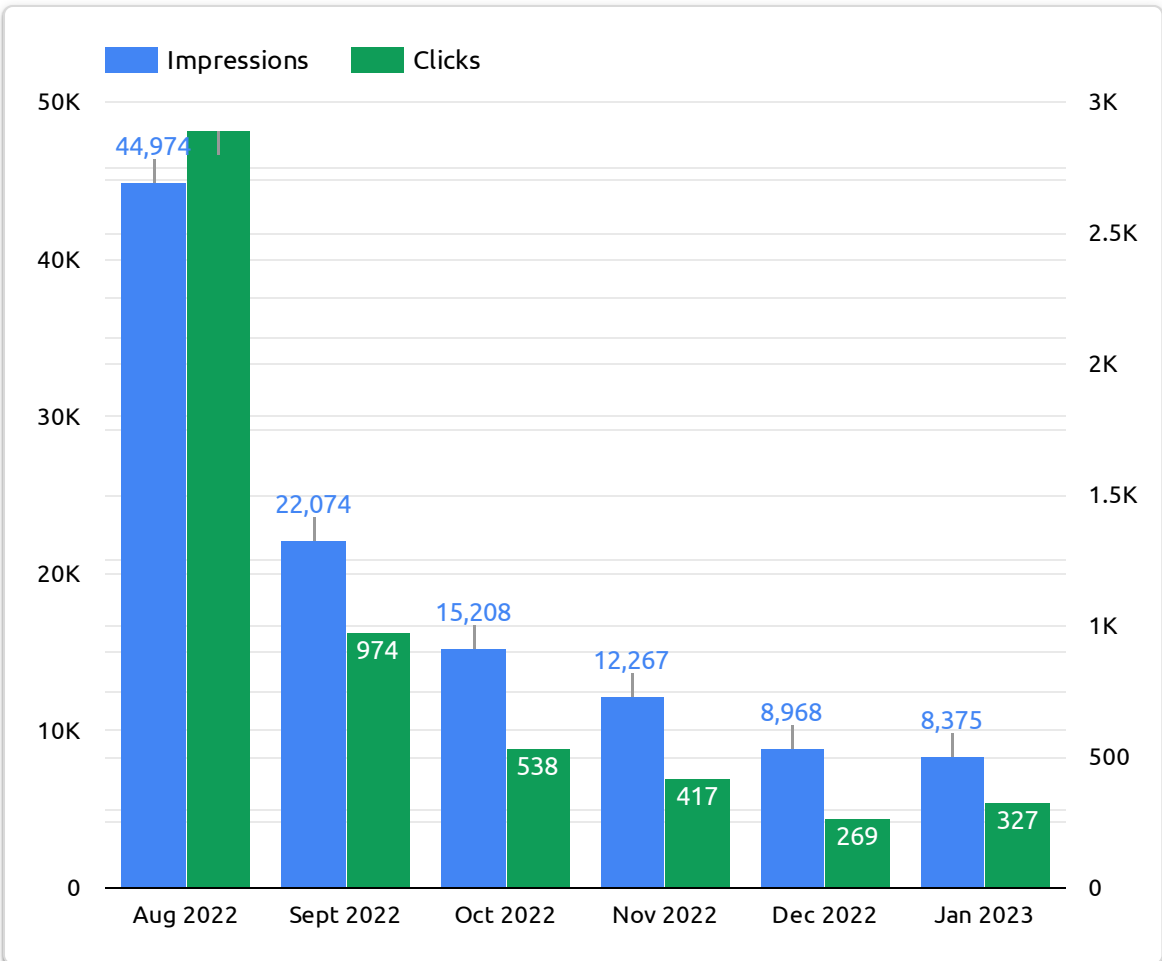
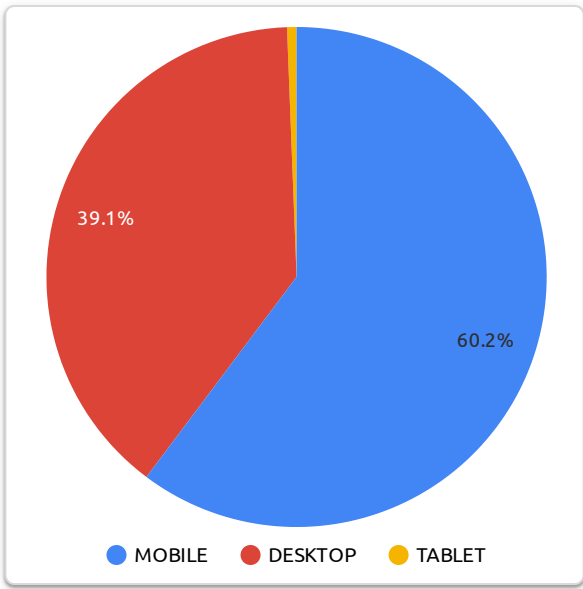
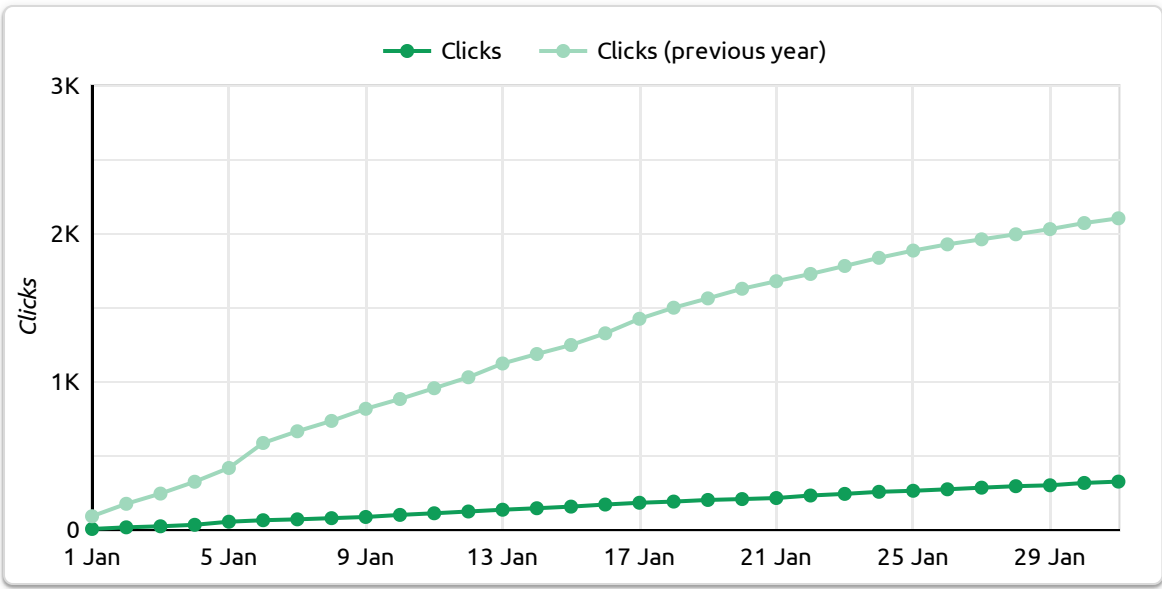
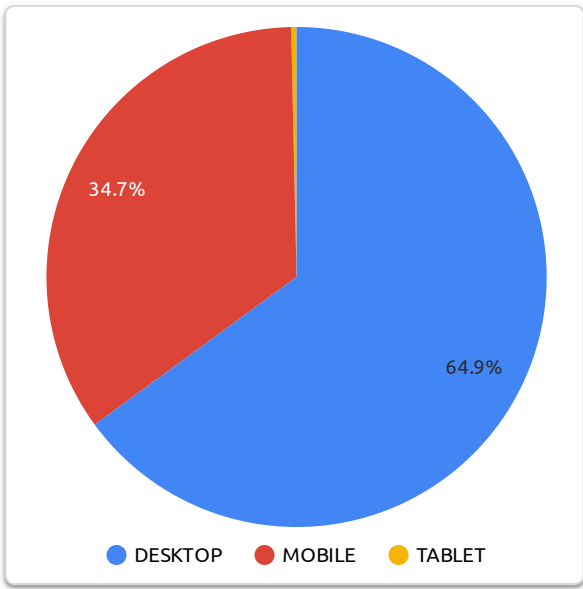
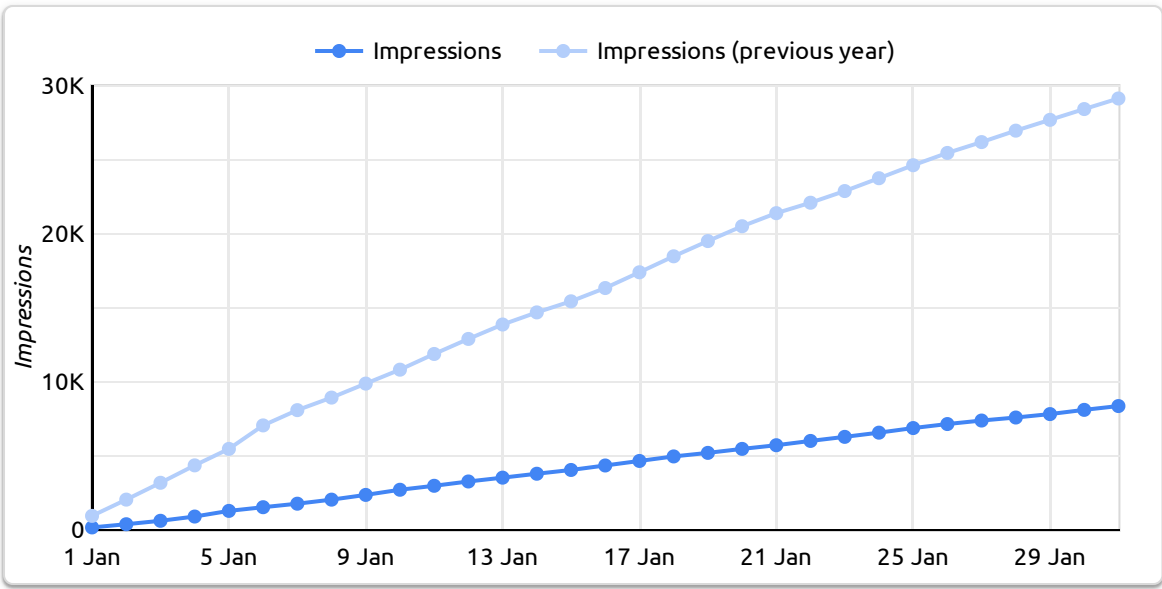




Google (Search Data)

Jan
2023



Impressions
8,375
↓ -71.3% from previous year

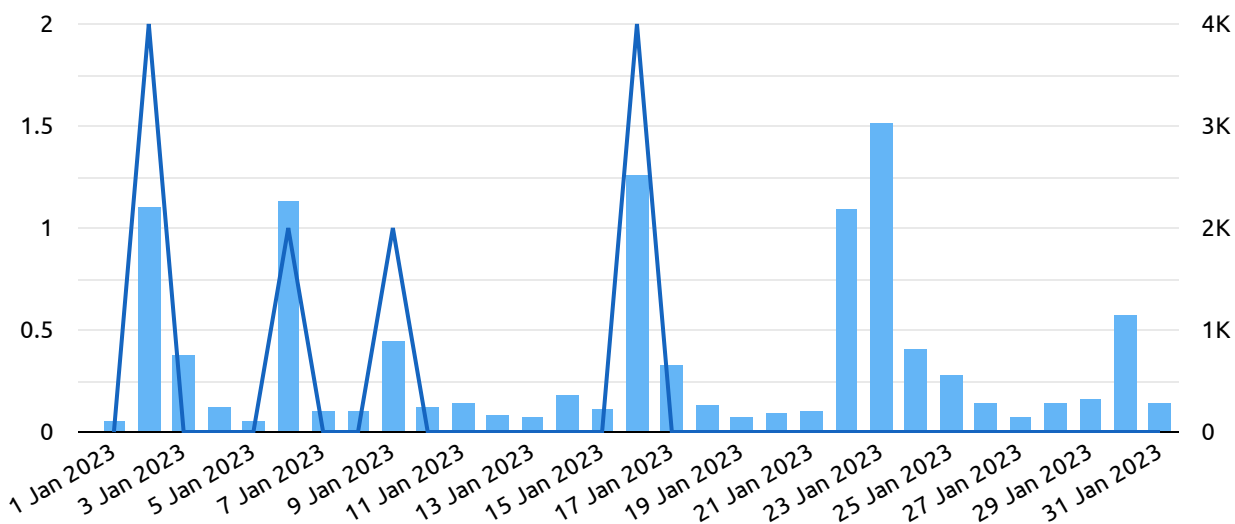
Clicks
327
↓ -84.5% from previous year



Twitter

(vs previous month)

Jan
2023



Tweets Published

6

0.0%

Impressions

21,748

↑ 90.2%

Engagement Rate (Avg)

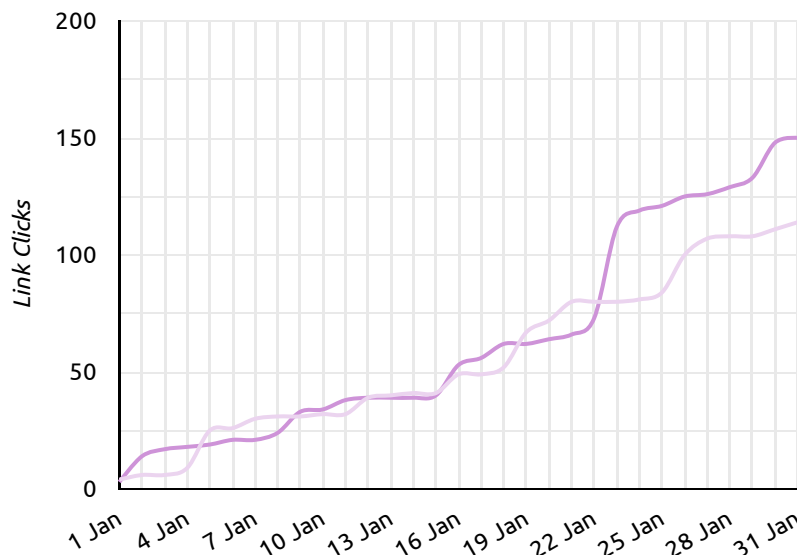
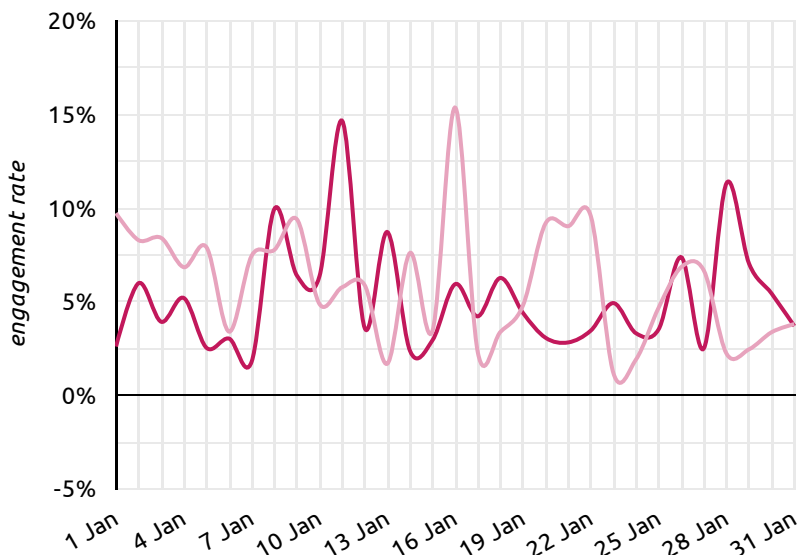
5.15%

↓ -13.9%

Link Clicks

150

↑ 31.6%



Retweets

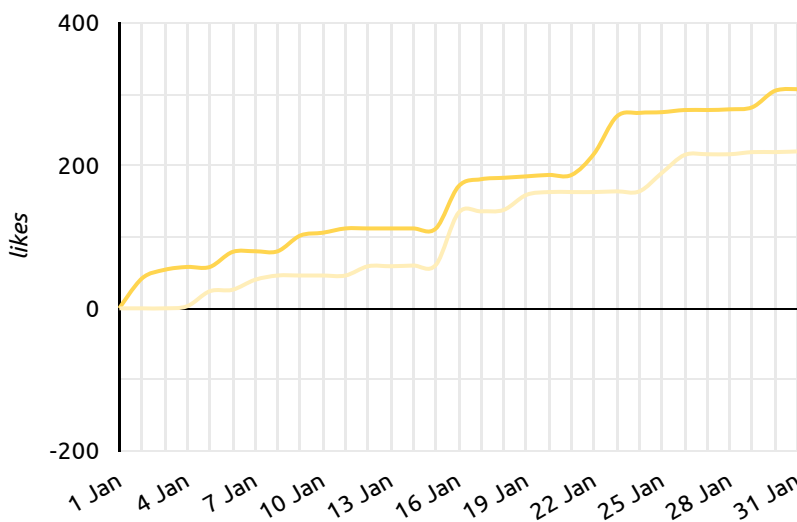
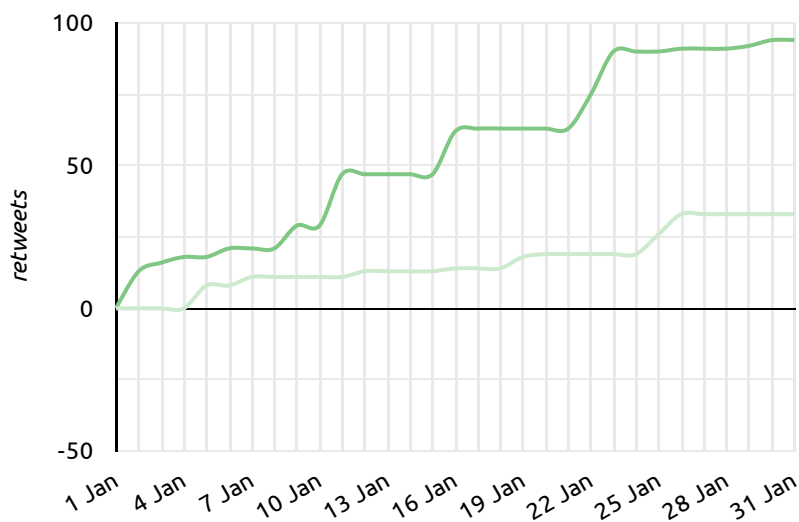
94

↑ 184.8%

Likes

307

↑ 39.5%





Keyword Research (Most Traffic)

Jan
2023

Query	Clicks ▾	Δ	Impressions	Site CTR	Average Position
spartan protocol	151	43 📈	606	24.92%	1.08
sparta coin	13	4 📈	521	2.5%	4.06
spartanprotocol	12	11 📈	14	85.71%	1.07
sparta protocol	10	-6 📉	166	6.02%	2.48
sparta token	9	7 📈	65	13.85%	2.97
sparta crypto	7	0	117	5.98%	3.62
spartan dex	4	3 📈	12	33.33%	5.08
blog spartans	3	2 📈	31	9.68%	4.52
spartan blockchain	2	-	10	20%	6.8
spartan token	2	-	20	10%	3.25
spartan crypto	2	-1 📉	150	1.33%	3.66
busd faucet testnet	2	-	8	25%	10.25
bnb smart chain testnet faucet	1	-	4	25%	26.75
how to add bsc testnet to metamask	1	-	5	20%	10.6
busd testnet faucet	1	0	25	4%	10.04
binance smart chain faucet free bnb	1	-	9	11.11%	29.67
bsc testnet metamask	1	-	136	0.74%	14.99
busd testnet metamask	1	-	1	100%	2
bnb testnet faucet	1	-1 📉	34	2.94%	49.59
bep2 swap	1	-	24	4.17%	11.5
sparta coin news	1	-	65	1.54%	5.02
spartan coin	1	-3 📉	218	0.46%	5.26



Keyword Research

(Improve CTR & Conversions)

Jan
2023

Query	Impressions ▾	Average Position	Clicks	Δ	Site CTR
spartan protocol	606	1.08	151	43 📈	24.92%
sparta coin	521	4.06	13	4 📈	2.5%
spartan coin	218	5.26	1	-3 📉	0.46%
sparta protocol	166	2.48	10	-6 📉	6.02%
spartan crypto	150	3.66	2	-1 📉	1.33%
sparta crypto	117	3.62	7	0	5.98%
sparta token	65	2.97	9	7 📈	13.85%
sparta coin news	65	5.02	1	1 📈	1.54%
swap bep2 to bep20	41	8.59	0	0	0%
sparta exchange	31	8.03	0	-5 📉	0%
blog spartans	31	4.52	3	2 📈	9.68%
spartan blog	21	8.95	0	-	0%
spartan token	20	3.25	2	2 📈	10%
spartanprotocol	14	1.07	12	11 📈	85.71%
bridge bep2 to bep20	13	7.54	0	0	0%
sparta wallet	13	2.92	0	-2 📉	0%
spartan dex	12	5.08	4	3 📈	33.33%
spartan blockchain	10	6.8	2	2 📈	20%
screenstart how to get tokens	7	9.29	0	-	0%
sparta coin binance	7	8.71	0	0	0%
spartans blog	6	9.17	0	0	0%
metamask testnet	6	9.83	0	0	0%
bsc testnet busd	5	9.8	0	-	0%
binance smart chain bep20 address	5	1	0	0	0%
add bsc testnet to metamask	4	6.5	0	-	0%
bep20 address	4	1	0	0	0%
metamask bsc testnet	4	6	0	-	0%
sparta twitter	3	3.33	0	0	0%
busd bsc testnet	3	9	0	-	0%
bsc bep20 address	3	1	0	0	0%
add bnb testnet to metamask	3	8.67	0	-	0%



Keyword Research

(Improve Content & Technicals)

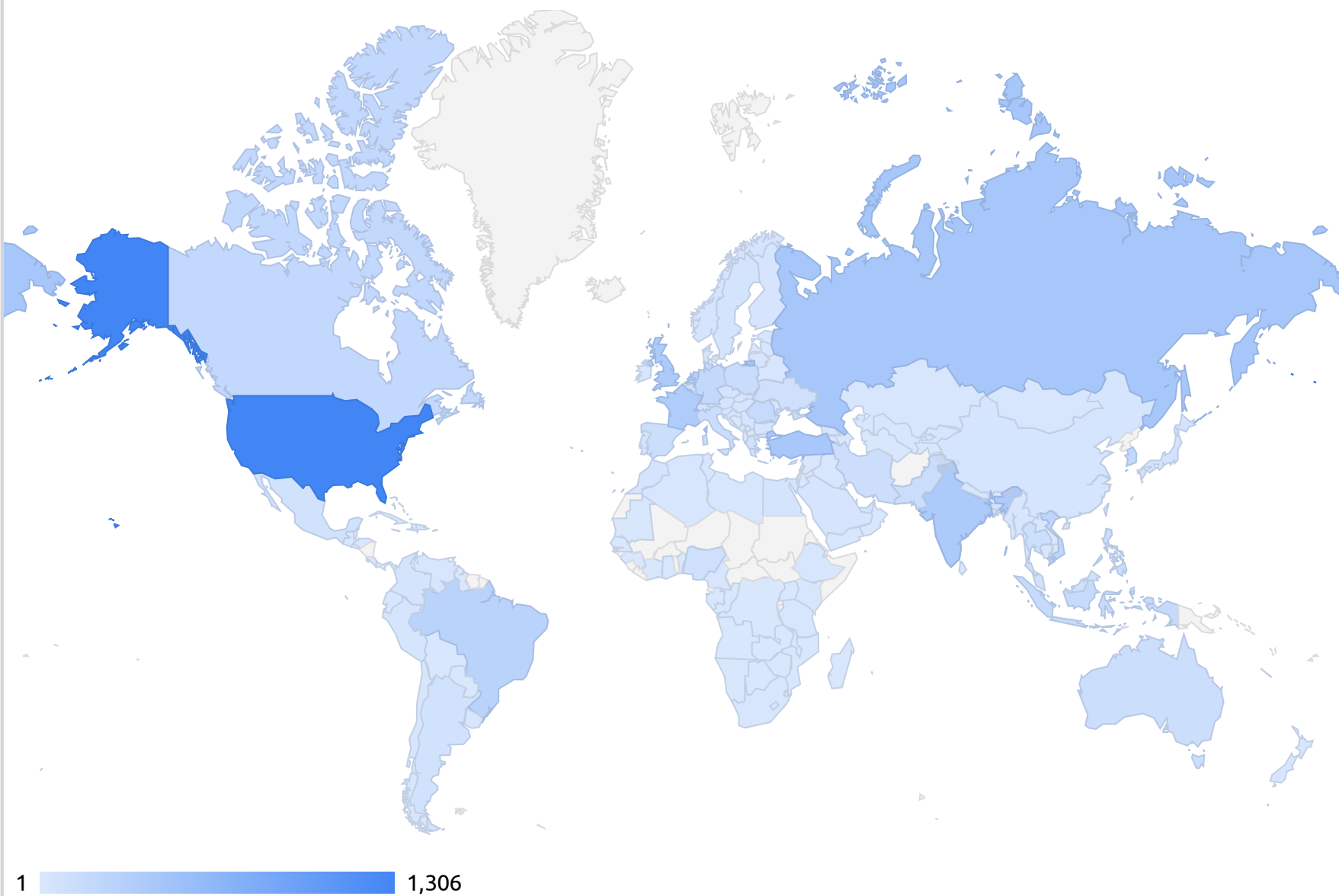
Jan
2023

Query	Impressions ▾	Average Position	Site CTR	Clicks	Δ
spartan	585	70.53	0%	0	0
bsc testnet	432	16.72	0%	0	0
sparta	304	68.47	0%	0	0
add bsc to metamask	170	56.59	0%	0	0
bsc testnet metamask	136	14.99	0.74%	1	1 📈
how to add bsc to metamask	107	50.52	0%	0	0
bsc testnet faucet	91	31.1	0%	0	-3 📉
binance smart chain faucet	84	39.8	0%	0	0
bsc metamask	61	57.34	0%	0	0
crypto sparta	61	10.44	0%	0	-
bsc to metamask	57	52.91	0%	0	0
metamask bsc	43	47.47	0%	0	0
connecting metamask to binance smart chain	42	52.14	0%	0	0
adding bsc to metamask	40	49.53	0%	0	0
bsc address metamask	34	47.74	0%	0	0
bnb testnet faucet	34	49.59	2.94%	1	-1 📉
how to add bsc on metamask	34	56.44	0%	0	0
protocol tokens	33	84.48	0%	0	0
bsc wallet metamask	32	60.72	0%	0	0
connect metamask to binance smart chain	32	53.91	0%	0	0
where to check project add liquidity bsc	31	42.71	0%	0	0
bsc on metamask	30	59.7	0%	0	0
how add bsc to metamask	29	53.38	0%	0	0
meta mask bsc	28	46.04	0%	0	0
bsc metamask info	28	33.57	0%	0	0
connect a dapp to bnb smart chain	27	46.04	0%	0	0
metamask setting	26	40.35	0%	0	0



Geo (Summary)

Jan
2023



Country	Clicks	Impressions ▾	Site CTR	Average Position
United States	18	1,306	1.38%	33.65
Russia	4	432	0.93%	45.25
Türkiye	19	426	4.46%	15.57
India	15	388	3.87%	29.41
United Kingdom	22	384	5.73%	26.92
France	10	360	2.78%	11.88
Netherlands	22	289	7.61%	20.19
Brazil	11	271	4.06%	36.34
Vietnam	6	233	2.58%	28.19
Canada	16	203	7.88%	25.17
South Korea	7	200	3.5%	27.56
Germany	11	187	5.88%	20.96
Romania	15	177	8.47%	12.38




Device (Summary)

Jan
2023


Desktop



Mobile



Tablet



Clicks

128

↓ -86.1% from previous year

Clicks

197

↓ -83.3% from previous year

Clicks

2

↓ -80.0% from previous year

Impressions

5,439

↓ -64.3% from previous year

Impressions

2,907

↓ -78.9% from previous year

Impressions

29

↓ -77.7% from previous year

Site CTR

2.35%

↓ -61.0% from previous year

Site CTR

6.78%

↓ -20.6% from previous year

Site CTR

6.90%

↓ -10.3% from previous year

Device Category

Average Position ^

Clicks

Impressions

Site CTR

TABLET

14.55

2

29

6.9%

MOBILE

16.37

197

2,907

6.78%

DESKTOP

33.39

128

5,439

2.35%