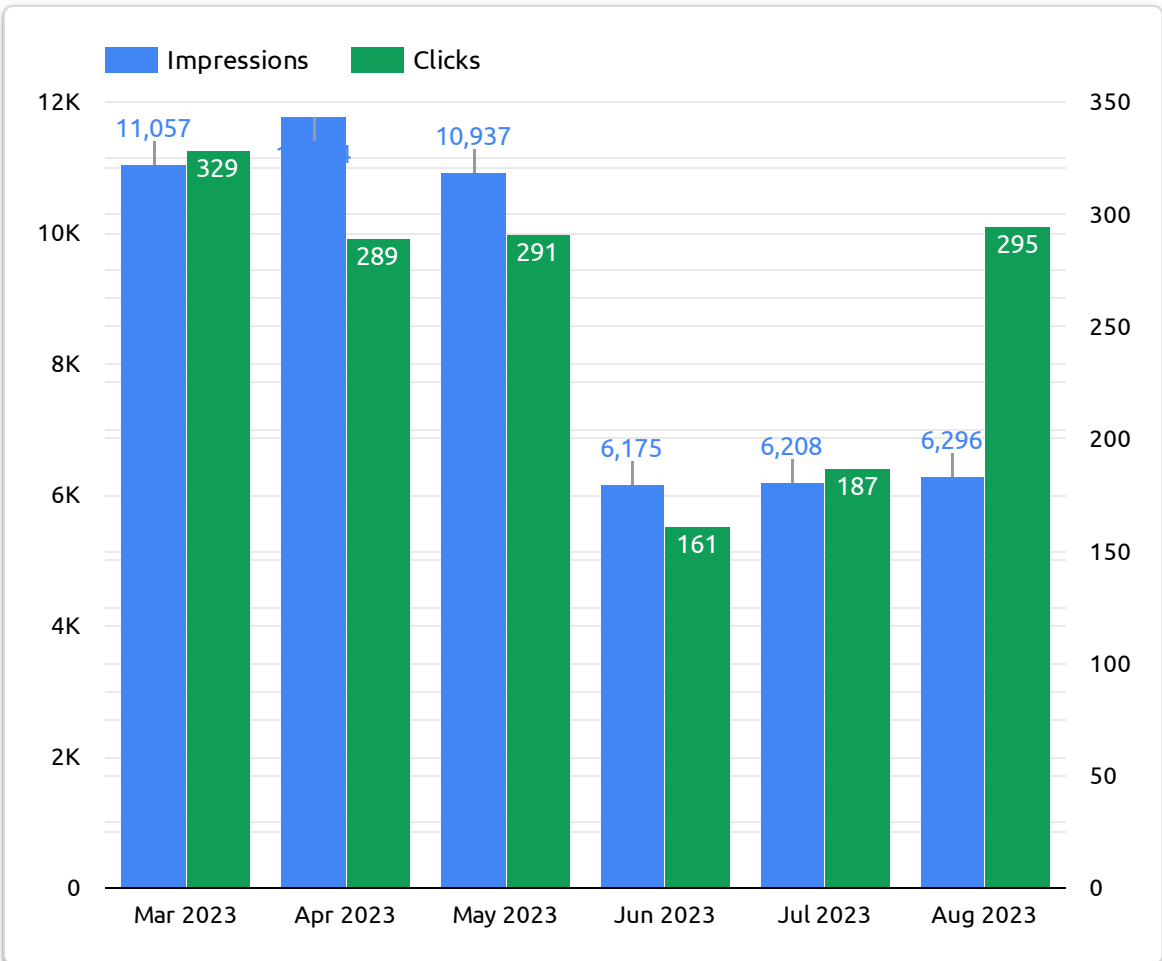
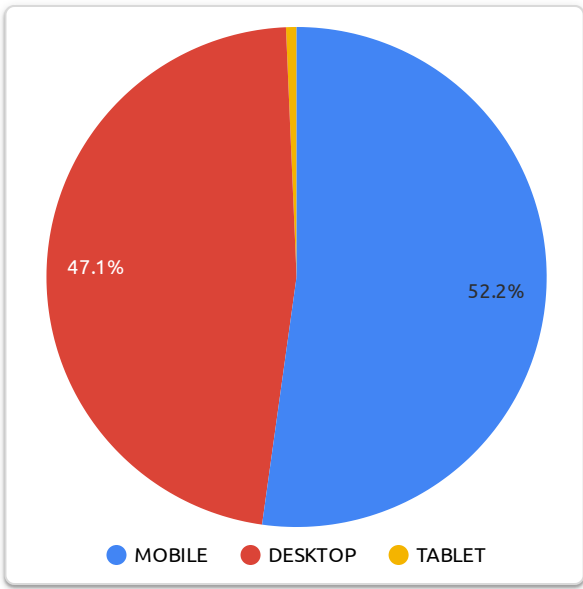
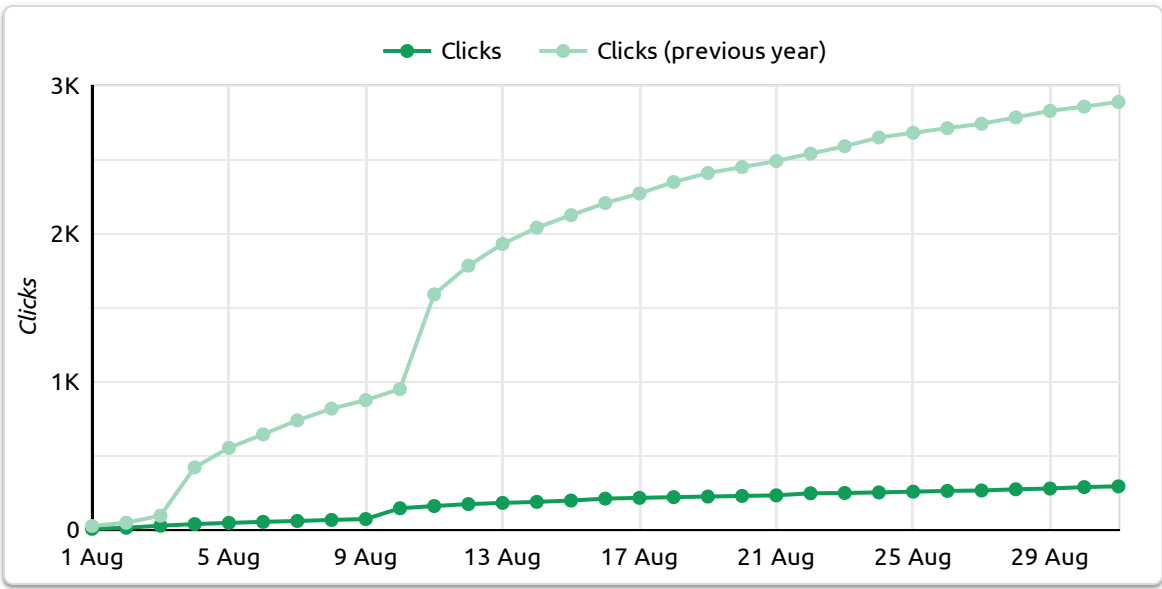
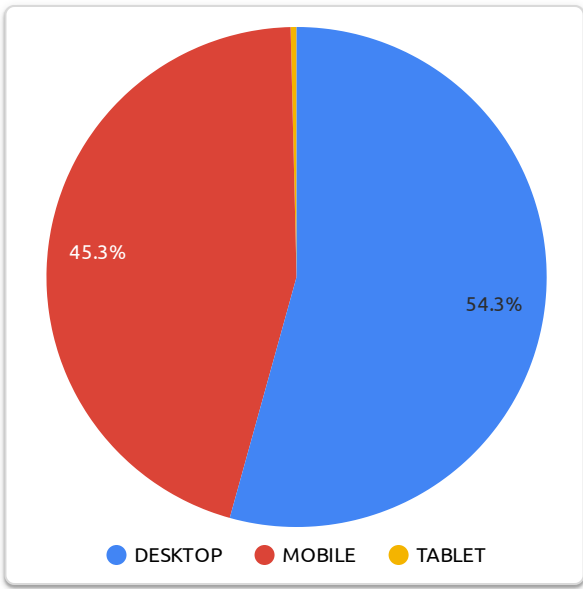
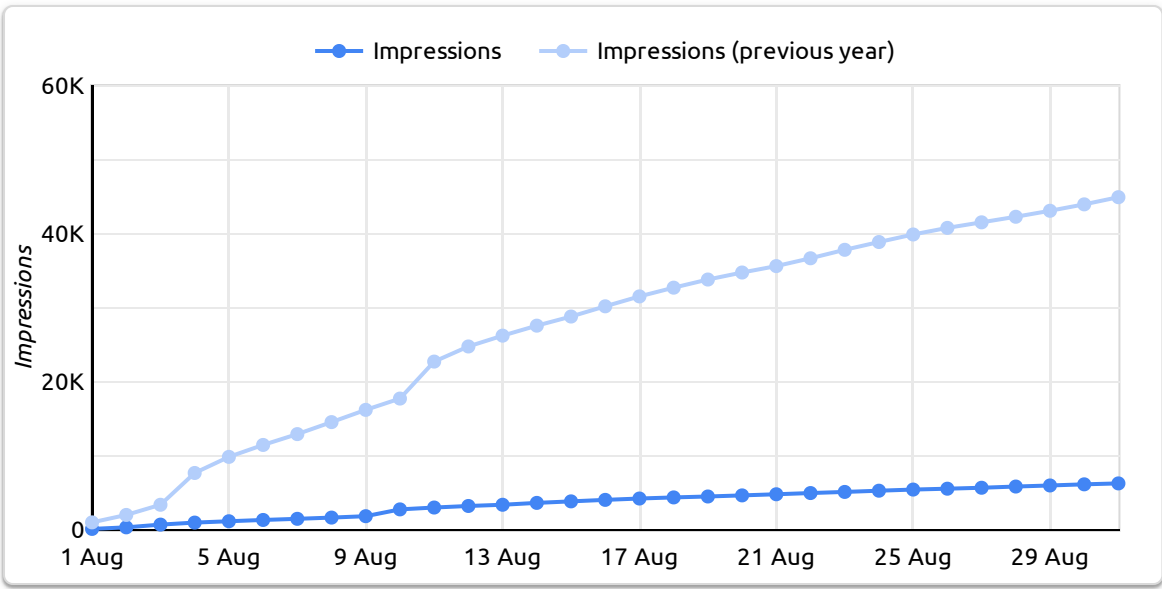




Google (Search Data)

August
2023



Impressions
6,296
↓ -86.0% from previous year

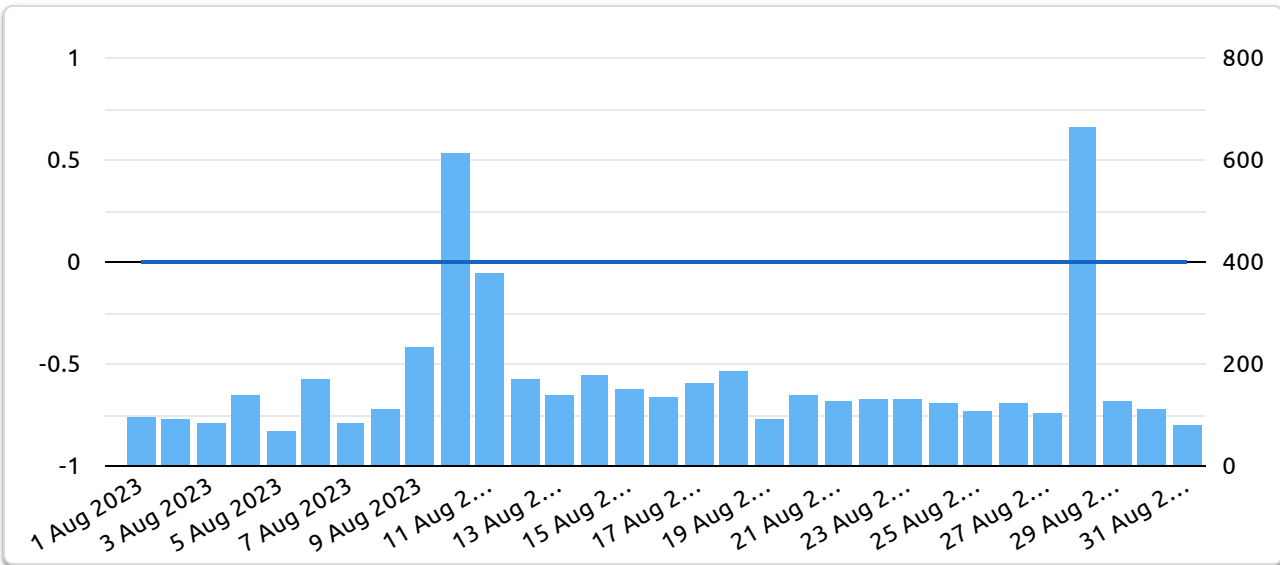
Clicks
295
↓ -89.8% from previous year



Twitter

(vs previous month)

August
2023



Tweets Published

0

↓ -100.0%

Impressions

5,328

↓ -3.2%

Engagement Rate (Avg)

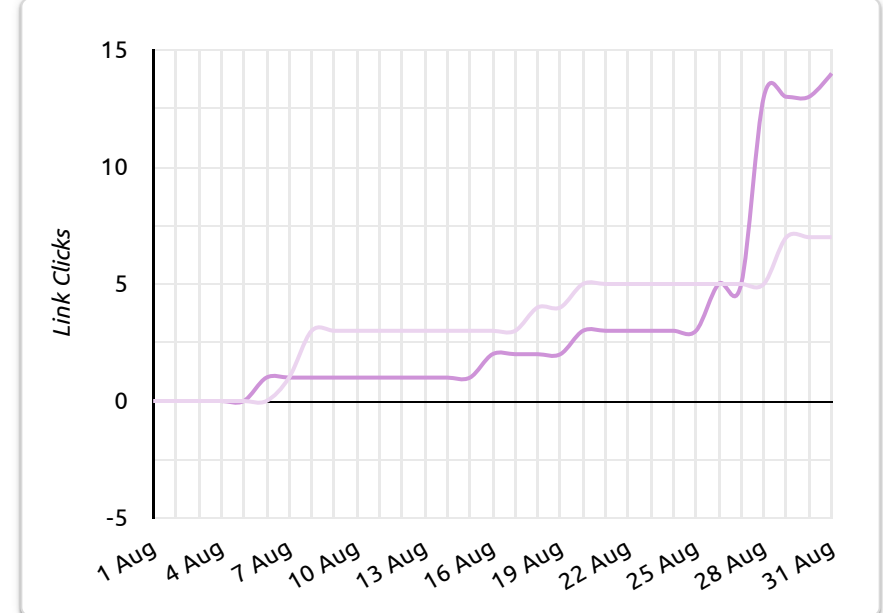
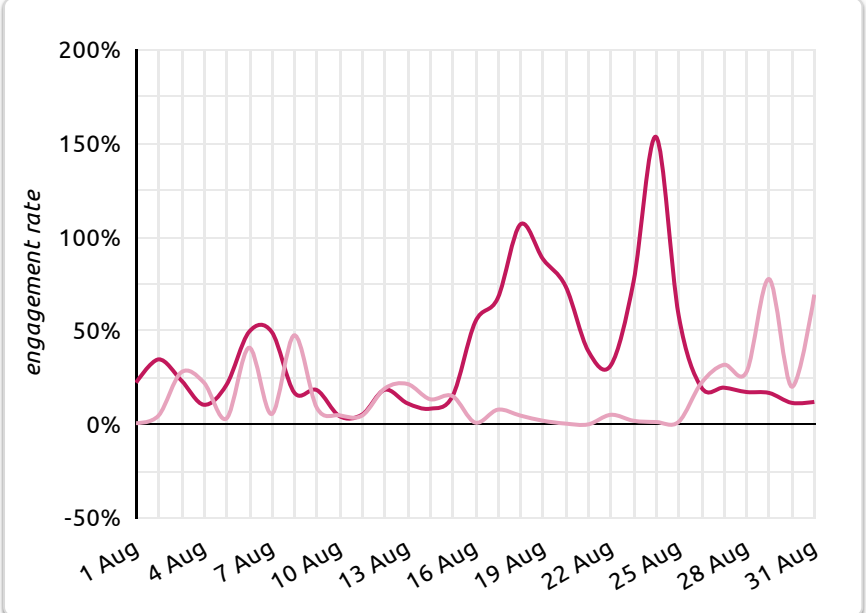
37.28%

↑ 124.3%

Link Clicks

14

↑ 100.0%



Retweets

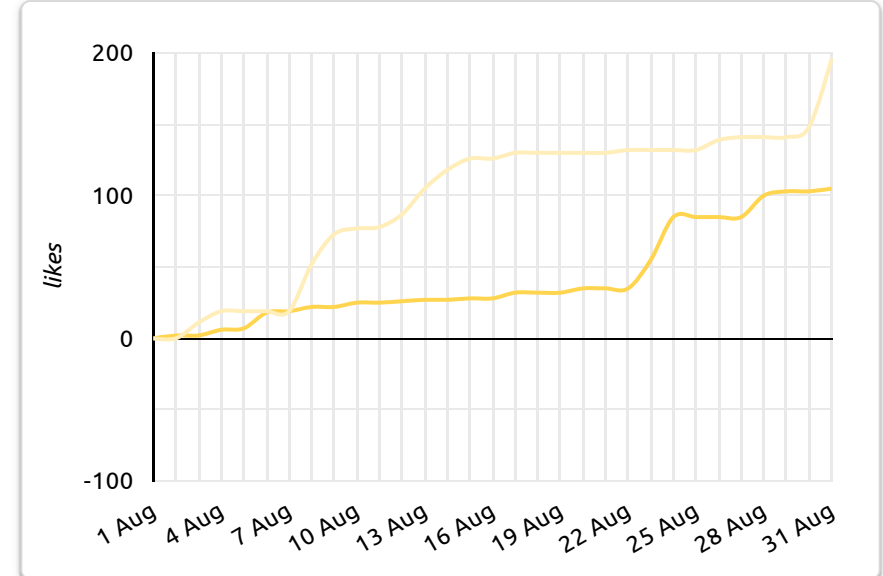
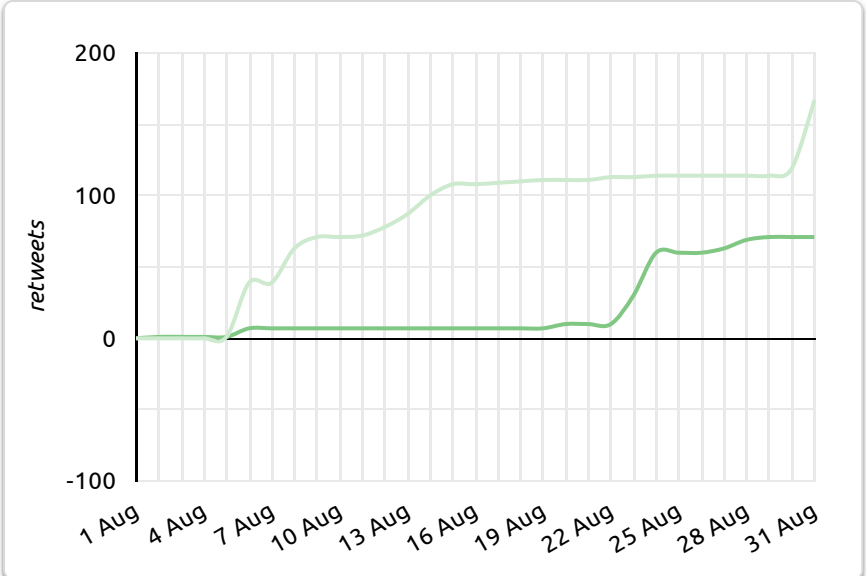
71

↓ -57.5%

Likes

105

↓ -46.4%





Keyword Research (Most Traffic)

August
2023

Query	Clicks ▾	Δ	Impressions	Site CTR	Average Position
spartan protocol	80	17 📈	388	20.62%	1.09
sparta coin	39	25 📈	665	5.86%	3.31
sparta token	27	21 📈	470	5.74%	3.34
sparta crypto	18	8 📈	210	8.57%	3
sparta protocol	9	-4 📉	49	18.37%	2.2
spartan crypto	5	-3 📉	130	3.85%	3.16
spartan coin	4	1 📈	156	2.56%	7.01
spartan token	4	3 📈	26	15.38%	2.62
\$sparta token	2	-	55	3.64%	3.09
sparta binance	1	-	26	3.85%	25.23



Keyword Research

(Improve CTR & Conversions)

August
2023

Query	Impressions ▾	Average Position	Clicks	Δ	Site CTR
sparta coin	665	3.31	39	25 📈	5.86%
sparta token	470	3.34	27	21 📈	5.74%
spartan protocol	388	1.09	80	17 📈	20.62%
sparta crypto	210	3	18	8 📈	8.57%
spartan coin	156	7.01	4	1 📈	2.56%
spartan crypto	130	3.16	5	-3 📉	3.85%
\$sparta token	55	3.09	2	2 📈	3.64%
spartan bitcoin mining	52	9.38	0	-	0%
sparta protocol	49	2.2	9	-4 📉	18.37%
token sparta	38	5.32	0	-	0%
sparta bnb	34	9.5	0	-	0%
spartan token	26	2.62	4	3 📈	15.38%
sparta dex coin	25	7.88	0	-	0%
crypto sparta	22	6.18	0	0	0%
spartan blockchain	19	8.05	0	0	0%
sparta exchange	17	6.82	0	0	0%
sparta wallet	14	7.71	0	0	0%
where to buy sparta crypto	14	9.57	0	0	0%
busd testnet metamask	10	6	0	-1 📉	0%
spartan dex	7	9.29	0	-	0%
sparta dex crypto	5	9.6	0	0	0%
binance smart chain bep20 address	4	1	0	0	0%
sparta bs	3	6.33	0	0	0%
spartan rpc	3	5.33	0	0	0%
blog spartanas	3	3.33	0	-	0%
coinrivo.com/spartan	2	5	0	-	0%
sparta coin price prediction	1	1	0	-	0%
wagmi github	1	9	0	-	0%
spartadex	1	8	0	-	0%
spartan documentation	1	9	0	0	0%
sparta io	1	6	0	-	0%



Keyword Research

(Improve Content & Technicals)

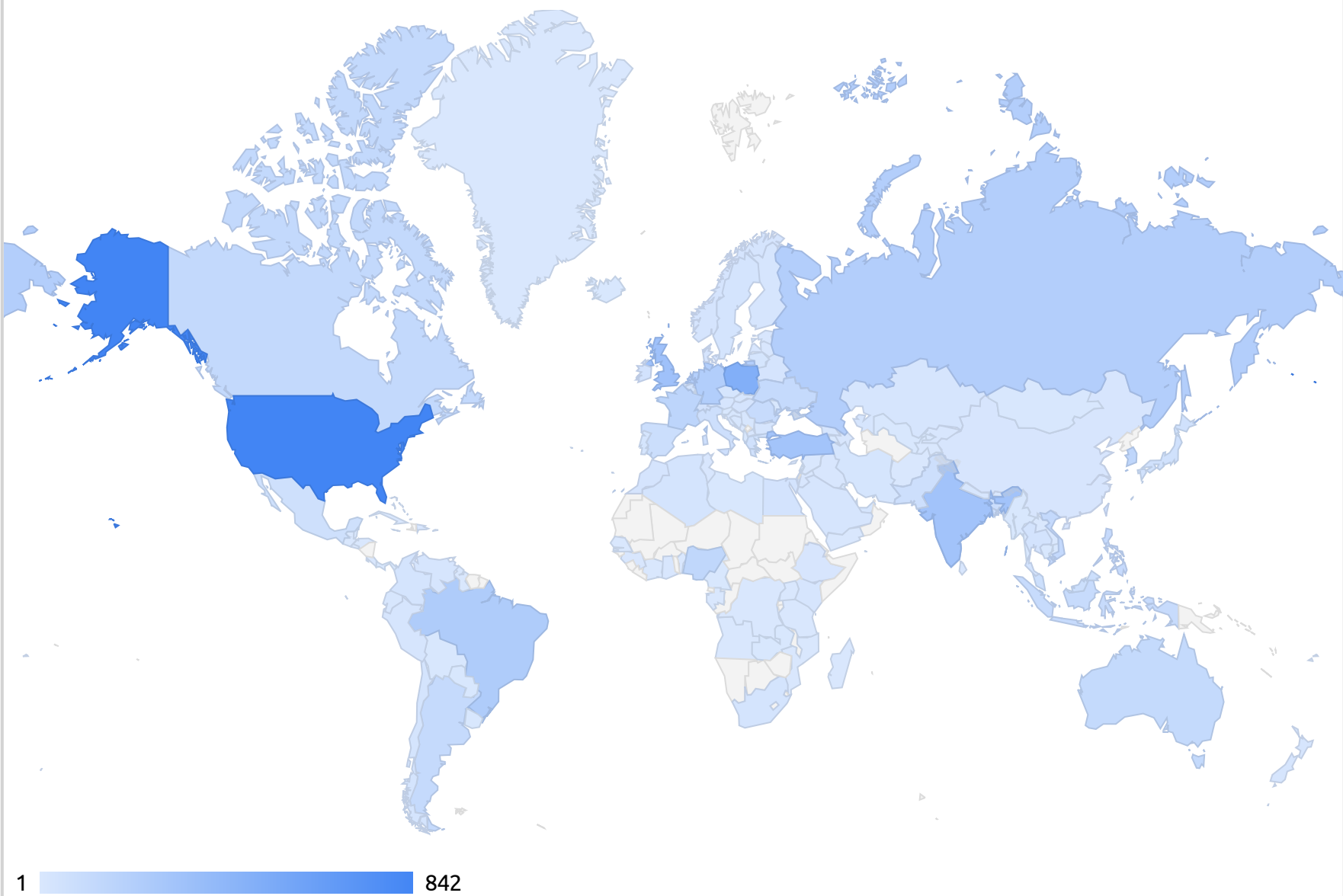
August
2023

Query	Impressions ▾	Average Position	Site CTR	Clicks	Δ
spartan	820	72.67	0%	0	0
add bsc to metamask	141	79.13	0%	0	0
protocol tokens	63	77.46	0%	0	0
how to add bsc to metamask	61	80.2	0%	0	0
sparta	57	85.23	0%	0	0
sparta dex	50	31.4	0%	0	0
spartan protocol price prediction	34	41.35	0%	0	0
spartan crypter	28	27.75	0%	0	0
bsc metamask	27	71.63	0%	0	0
sparta binance	26	25.23	3.85%	1	-
spartain	25	76.68	0%	0	0
spartan coins	23	39.17	0%	0	0
token protocol	23	86.43	0%	0	0
sparta dex token	21	12.86	0%	0	0
how to add bsc testnet to metamask	20	11.85	0%	0	0
dapp protocol	19	55.26	0%	0	0
sparta token price	17	11.88	0%	0	-
metamask bsc	17	53.53	0%	0	0
sparta finance	14	33.57	0%	0	0
soartan	13	66.08	0%	0	0
spartan blog	13	12.23	0%	0	-
bsc token	12	87.58	0%	0	-
spartan group	11	88.27	0%	0	0
adding bsc to metamask	11	72.27	0%	0	0
bsc to metamask	10	63.7	0%	0	0
sparta mining	10	13.1	0%	0	-
spartan finance	10	52.7	0%	0	0
bsc testnet metamask	10	12.3	0%	0	0
bsc testnet rpc metamask	9	12.11	0%	0	0
bsn spartan	8	77	0%	0	0



Geo (Summary)

August
2023



Country	Clicks	Impressions ▾	Site CTR	Average Position
United States	17	842	2.02%	28.9
Poland	15	483	3.11%	7.45
United Kingdom	26	324	8.02%	29.35
India	9	308	2.92%	35.92
Türkiye	15	300	5%	14.11
Brazil	3	236	1.27%	45.18
Germany	11	216	5.09%	10.19
Russia	12	215	5.58%	41.27
Netherlands	15	206	7.28%	19.32
France	13	156	8.33%	12.58
South Korea	2	147	1.36%	50.2
Nigeria	2	142	1.41%	8.35
Canada	3	123	2.44%	25.73




Device (Summary)

August
2023


Desktop



Mobile



Tablet



Clicks

139

↓ -82.9% from previous year

Clicks

154

↓ -92.5% from previous year

Clicks

2

↓ -87.5% from previous year

Impressions

3,419

↓ -83.3% from previous year

Impressions

2,853

↓ -88.2% from previous year

Impressions

24

↓ -90.7% from previous year

Site CTR

4.07%

↑ 2.2% from previous year

Site CTR

5.40%

↓ -36.5% from previous year

Site CTR

8.33%

↑ 33.9% from previous year

Device Category

Average Position ^

Clicks

Impressions

Site CTR

TABLET

7.92

2

24

8.33%

MOBILE

14.29

154

2,853

5.4%

DESKTOP

32.57

139

3,419

4.07%