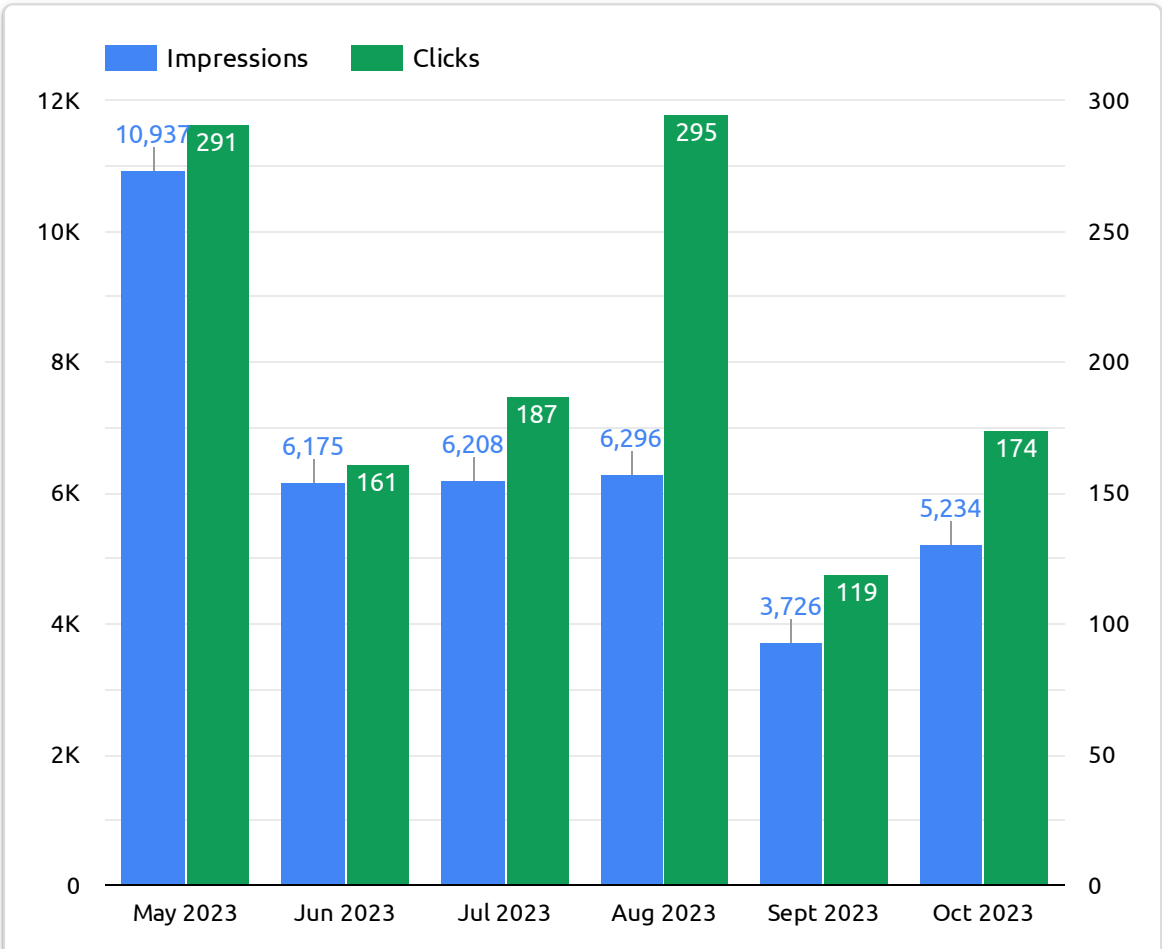
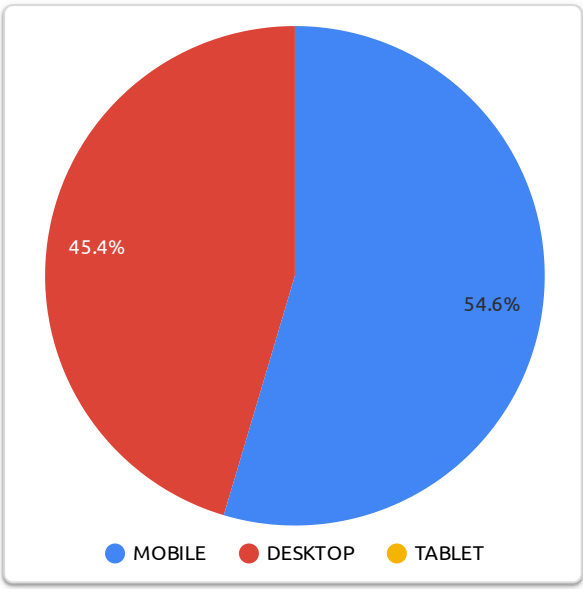
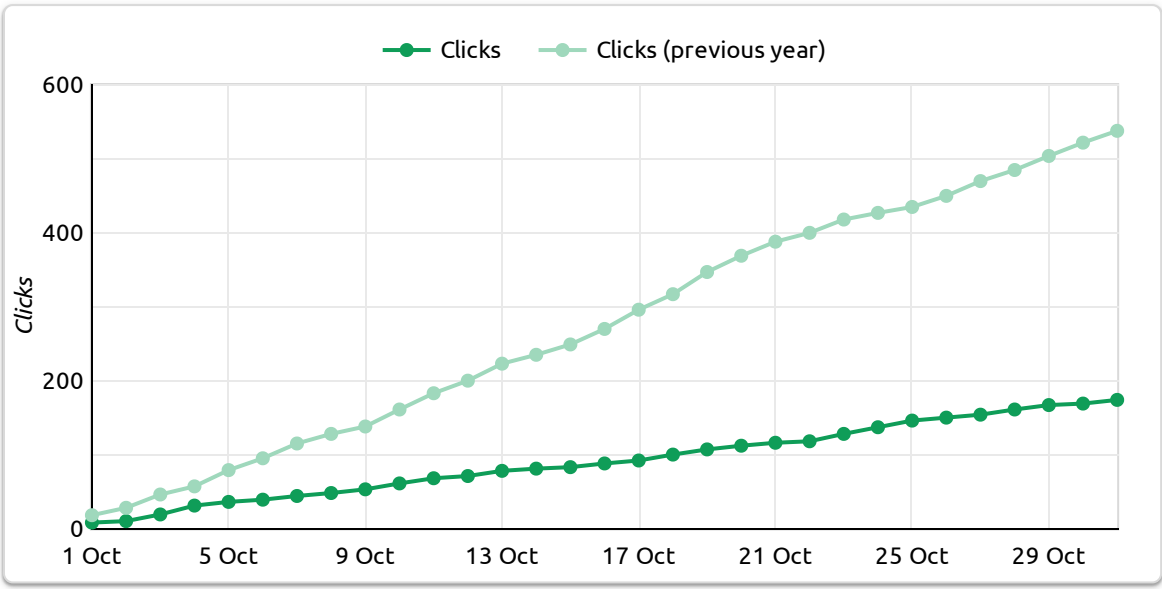
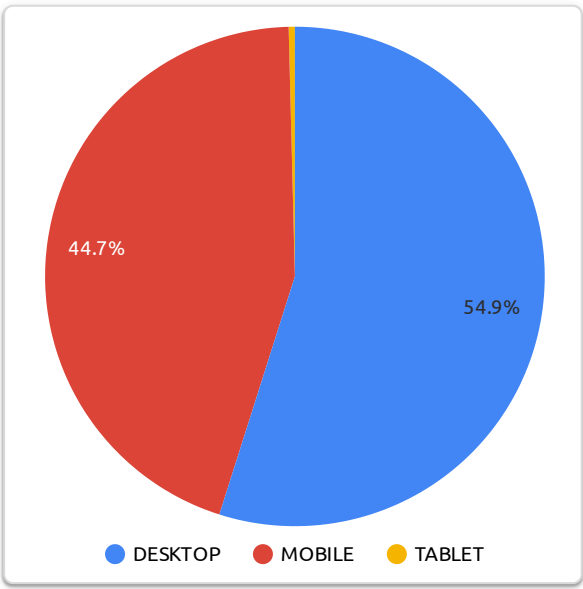
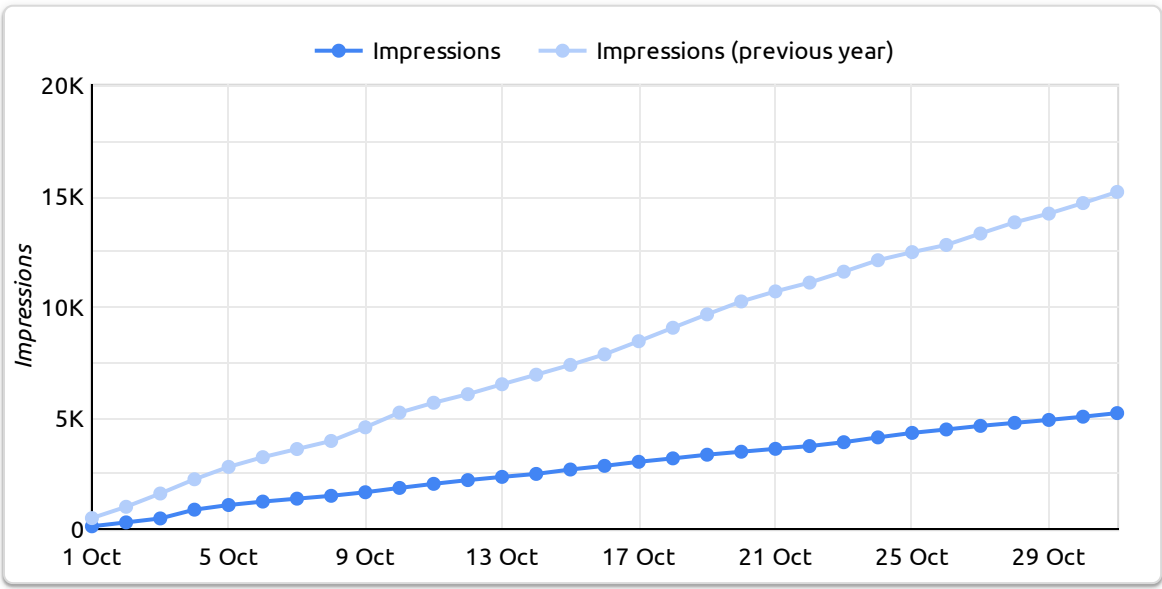




Google (Search Data)

Oct
2023



Impressions
5,234
↓ -65.6% from previous year

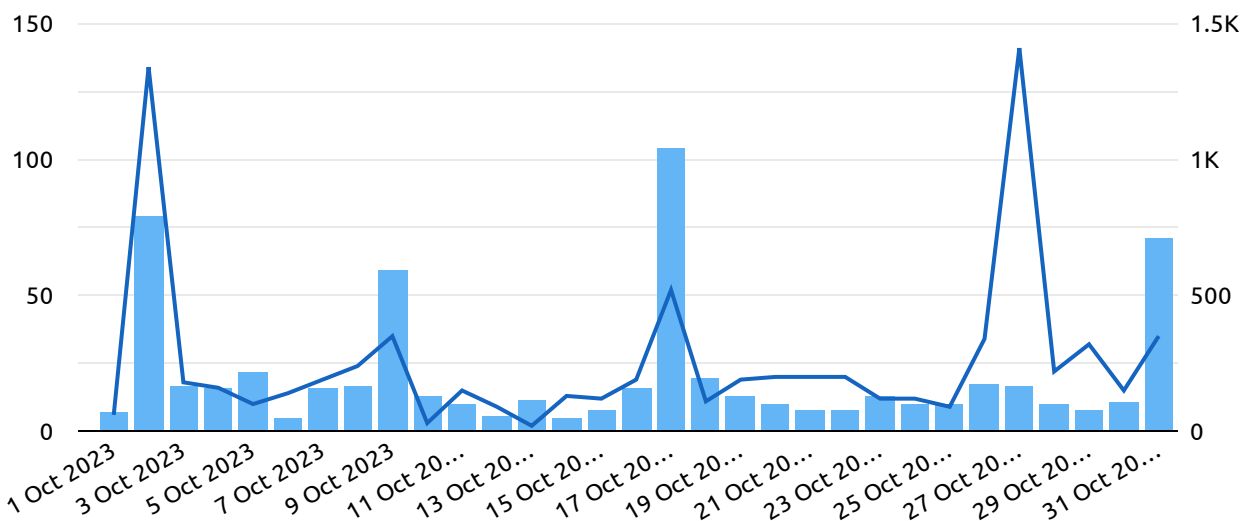
Clicks
174
↓ -67.7% from previous year



Twitter

(vs previous month)

Oct
2023



engagements

803

↓ -31.7%



Impressions

6,435

↑ 23.8%



Engagement Rate (Avg)

16.04%

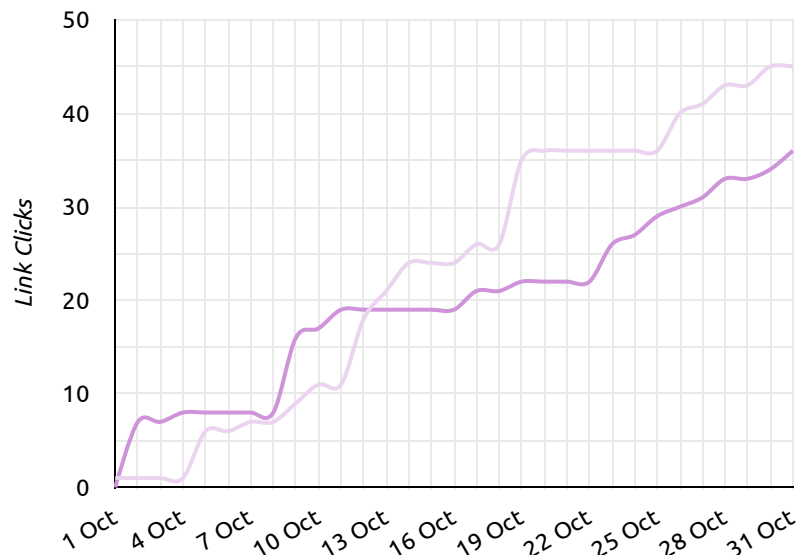
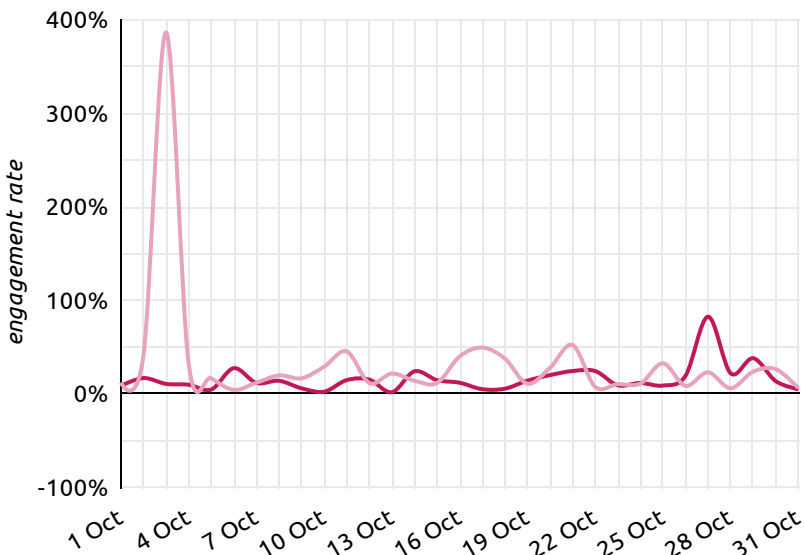
↓ -52.6%



Link Clicks

36

↓ -20.0%



Retweets

17

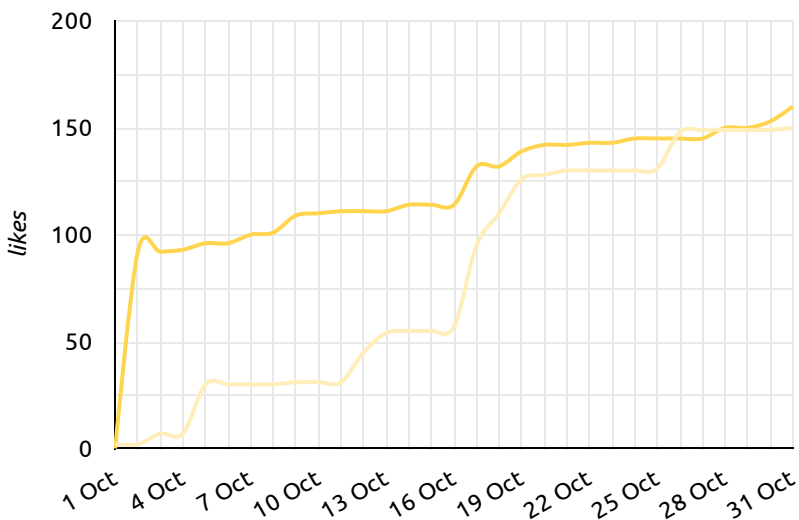
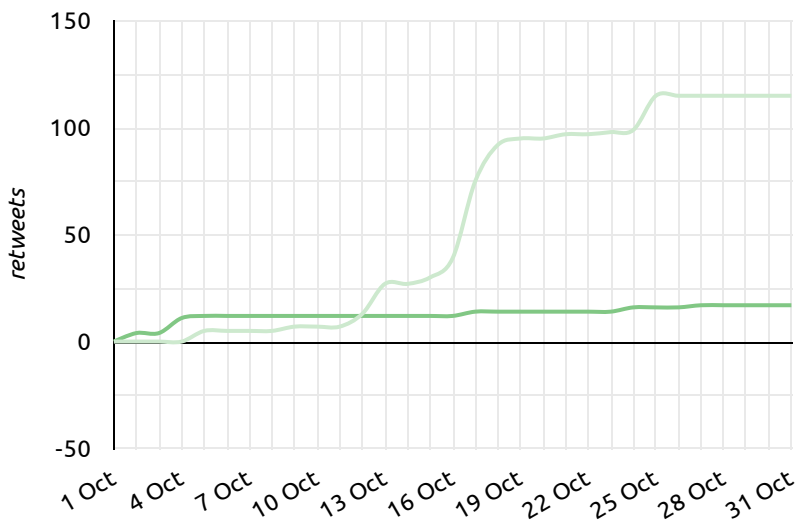
↓ -85.2%



Likes

160

↑ 6.7%





Keyword Research (Most Traffic)

Oct
2023

Query	Clicks ▾	Δ	Impressions	Site CTR	Average Position
spartan protocol	62	8 ↑	464	13.36%	1.01
sparta coin	16	8 ↑	457	3.5%	4.45
sparta crypto	10	6 ↑	121	8.26%	2.42
sparta protocol	9	5 ↑	38	23.68%	1.92
sparta token	7	-	142	4.93%	3.34
spartan crypto	3	1 ↑	109	2.75%	3.12
bep2 swap	2	-	19	10.53%	7.37
bsc test faucet	1	-	1	100%	22
bsc testnet faucet	1	-	33	3.03%	23.39
spartan coin	1	0	156	0.64%	7.6
spartan	1	0	1,033	0.1%	67.27
spartan token	1	-2 ↓	17	5.88%	1.82
bnb testnet faucet	1	-	53	1.89%	32.08
spartan blockchain	1	-	8	12.5%	5.88



Keyword Research

(Improve CTR & Conversions)

Oct
2023

Query	Impressions ▾	Average Position	Clicks	Δ	Site CTR
spartan protocol	464	1.01	62	8 📈	13.36%
sparta coin	457	4.45	16	8 📈	3.5%
spartan coin	156	7.6	1	0	0.64%
sparta token	142	3.34	7	7 📈	4.93%
sparta crypto	121	2.42	10	6 📈	8.26%
spartan crypto	109	3.12	3	1 📈	2.75%
sparta protocol	38	1.92	9	5 📈	23.68%
bep2 swap	19	7.37	2	-	10.53%
spartan token	17	1.82	1	-2 📉	5.88%
crypto sparta	15	3.93	0	0	0%
spartan bitcoin mining	15	8.8	0	0	0%
bep2 to bep20 bridge	13	8.23	0	-	0%
where to buy sparta crypto	13	8.23	0	-	0%
sparta exchange	12	6.67	0	0	0%
usdcp	10	9.6	0	0	0%
spartan blockchain	8	5.88	1	1 📈	12.5%
swap bep2 to bep20	7	7.71	0	0	0%
sparta bnb	7	3.14	0	0	0%
espartans crypto	6	4.83	0	0	0%
sparta mining	5	9.4	0	-	0%
sparta bs	5	4.8	0	-	0%
sparta usdt	4	8.5	0	0	0%
spartan documentation	4	8.5	0	-	0%
\$sparta token	2	2.5	0	0	0%
blog spartanas	2	3	0	0	0%
token sparta	2	2	0	-1 📉	0%
bsc add to metamask	2	1	0	-	0%
spartans blog	2	8.5	0	-	0%
sparta avatar	2	6.5	0	0	0%
add bnb to metamask	1	1	0	-	0%
ajouter bsc metamask	1	1	0	-	0%



Keyword Research

(Improve Content & Technicals)

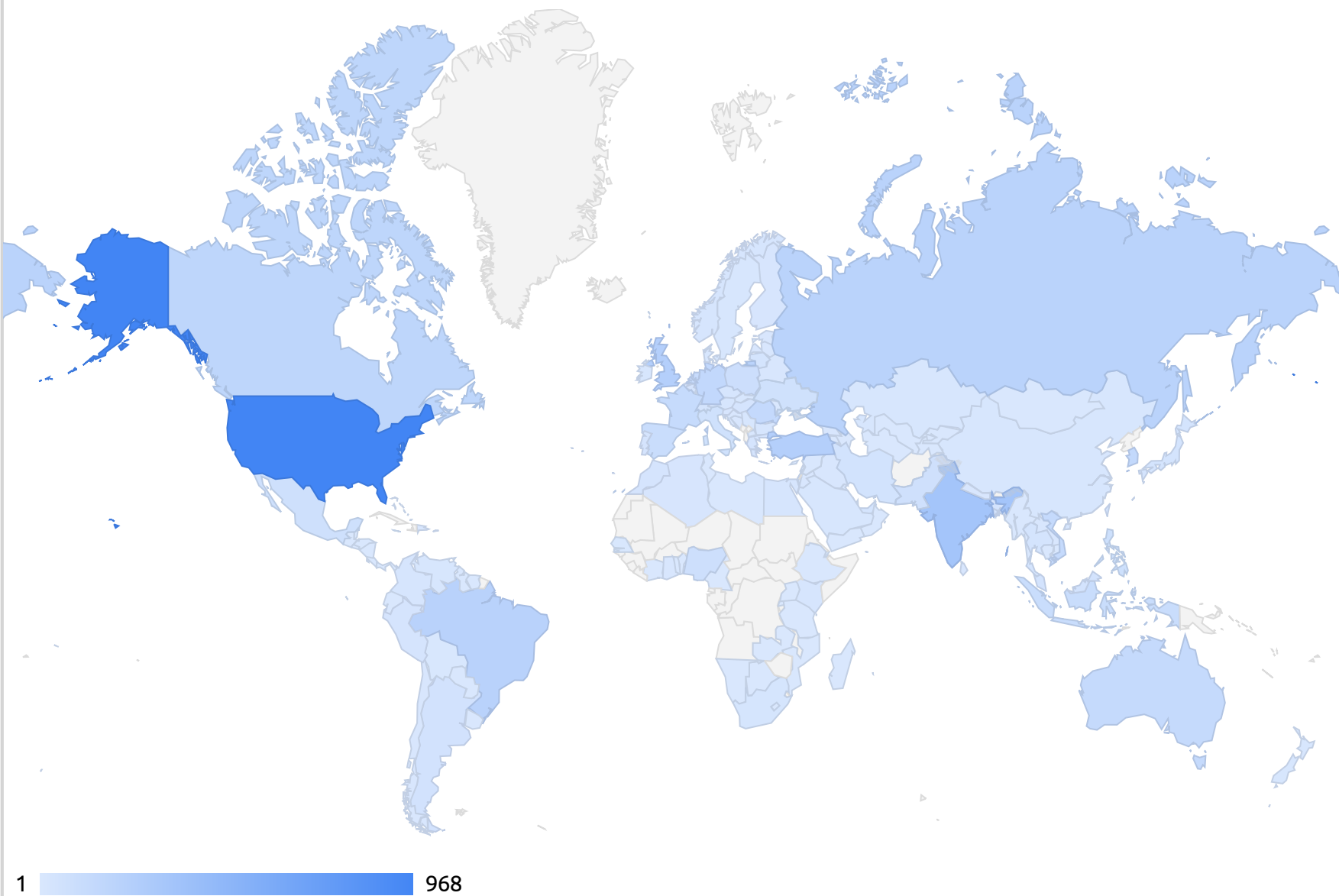
Oct
2023

Query	Impressions ▾	Average Position	Site CTR	Clicks	Δ
spartan	1,033	67.27	0.1%	1	0
protocol tokens	70	73	0%	0	0
bsc testnet	61	43.02	0%	0	0
spartain	55	79.04	0%	0	0
bnb testnet faucet	53	32.08	1.89%	1	1 📈
bsc testnet faucet	33	23.39	3.03%	1	1 📈
connect metamask to bsc	33	23.48	0%	0	0
bep20 vs bep2	32	43.03	0%	0	0
dapp protocol	30	39.37	0%	0	0
spartan protocol price prediction	30	30.17	0%	0	0
token protocol	27	78.7	0%	0	0
spartan coins	20	33.4	0%	0	0
infura bsc node	18	36.06	0%	0	0
binance smart chain node	18	67.44	0%	0	-
binance smart chain light node	18	36.72	0%	0	-
soartan	16	67.25	0%	0	0
sparta finance	13	38.23	0%	0	0
how to add bsc testnet to metamask	12	12	0%	0	0
spartan finance	11	49.55	0%	0	0
bep2 to bep20	11	15.55	0%	0	-1 📉
spartan burn	11	45.27	0%	0	-
how to add bsc testnet to metamask manually	11	12	0%	0	0
saprtan	10	66.3	0%	0	-
bep2 vs bep20	10	46.1	0%	0	-
spartan blog	9	10.44	0%	0	0
usdtp	9	15.11	0%	0	0
spartan network	9	30.11	0%	0	0
binance smart chain testnet bnb	8	62.38	0%	0	-
bep20 vs bsc	8	78.63	0%	0	0
bsn spartan	8	81.75	0%	0	0



Geo (Summary)

Oct
2023



Country	Clicks	Impressions	Site CTR	Average Position
United States	19	968	1.96%	26.8
India	8	341	2.35%	30.69
United Kingdom	13	241	5.39%	28.65
Türkiye	20	240	8.33%	11.64
Brazil	7	205	3.41%	37.15
Russia	3	197	1.52%	47.86
Canada	5	172	2.91%	17.03
Germany	5	151	3.31%	18.05
South Korea	1	140	0.71%	45.13
Romania	0	135	0%	14.06
Australia	6	132	4.55%	19.36
Vietnam	4	130	3.08%	39.88
France	4	123	3.25%	19.05




Device (Summary)

Oct
2023


Desktop



Mobile



Tablet



Clicks
79

↓ -63.8% from previous year

Clicks
95

↓ -70.1% from previous year

Clicks
0

↓ -100.0% from previous year

Impressions
2,873

↓ -72.1% from previous year

Impressions
2,340

↓ -51.8% from previous year

Impressions
21

↓ -61.1% from previous year

Site CTR
2.75%

↑ 29.9% from previous year

Site CTR
4.06%

↓ -38.0% from previous year

Site CTR
0.00%

↓ -100.0% from previous year

Device Category

Average Position ^

Clicks

Impressions

Site CTR

TABLET

12.95

0

21

0%

MOBILE

18.09

95

2,340

4.06%

DESKTOP

34.48

79

2,873

2.75%