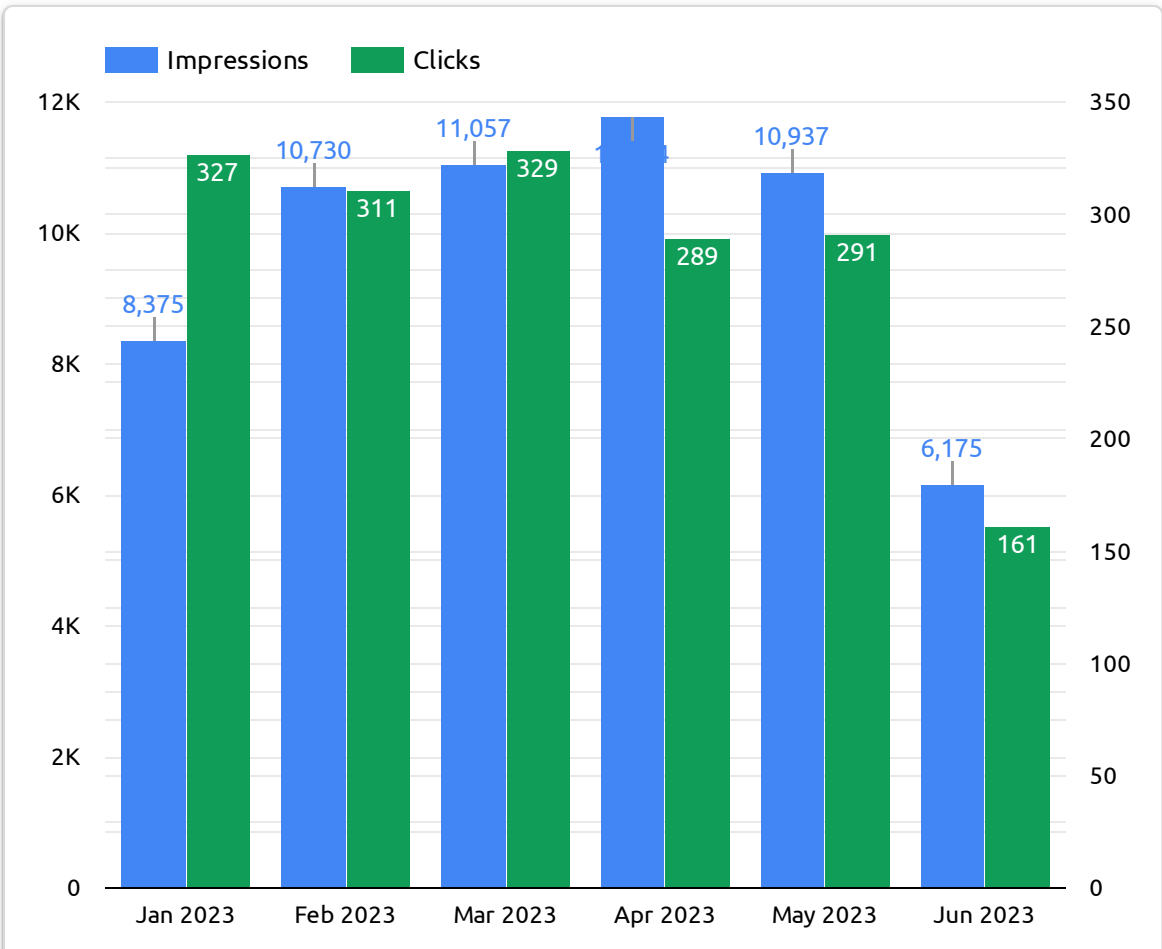
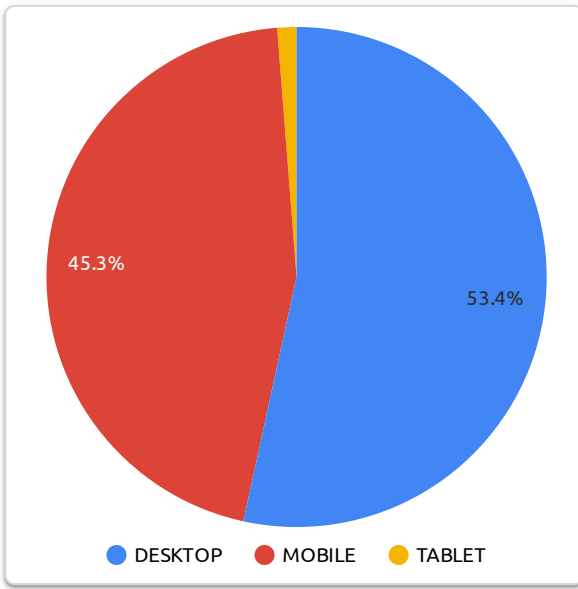
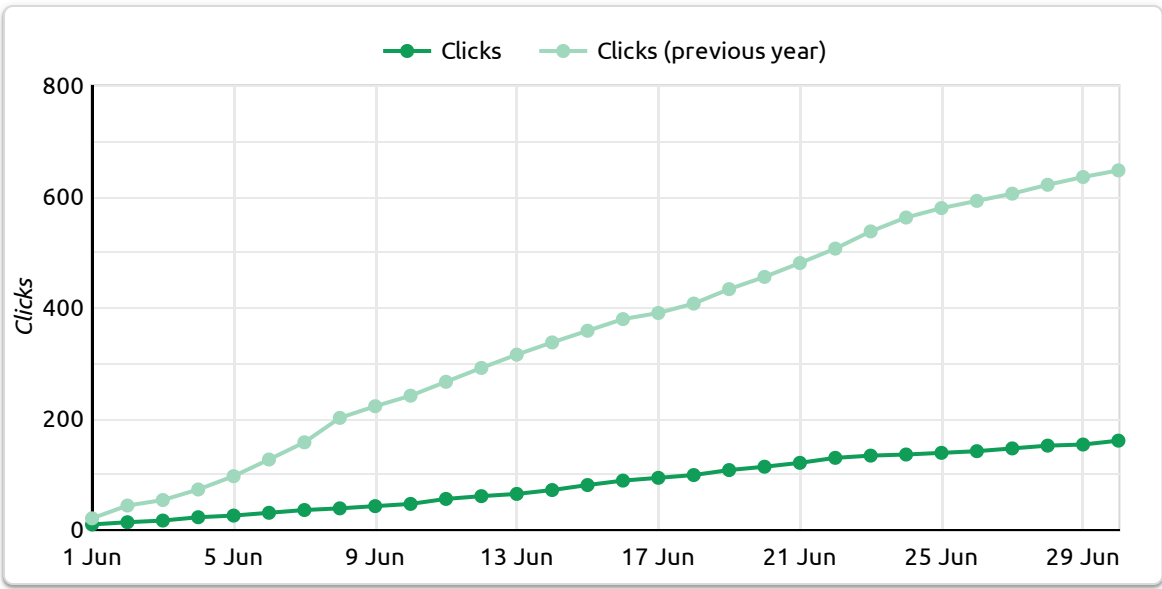
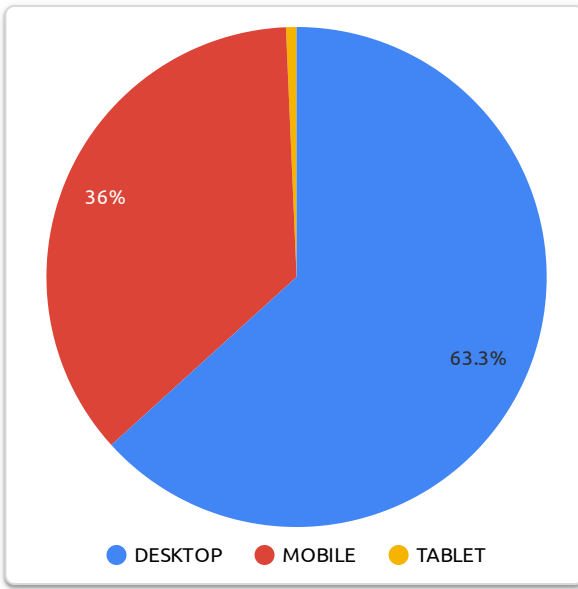
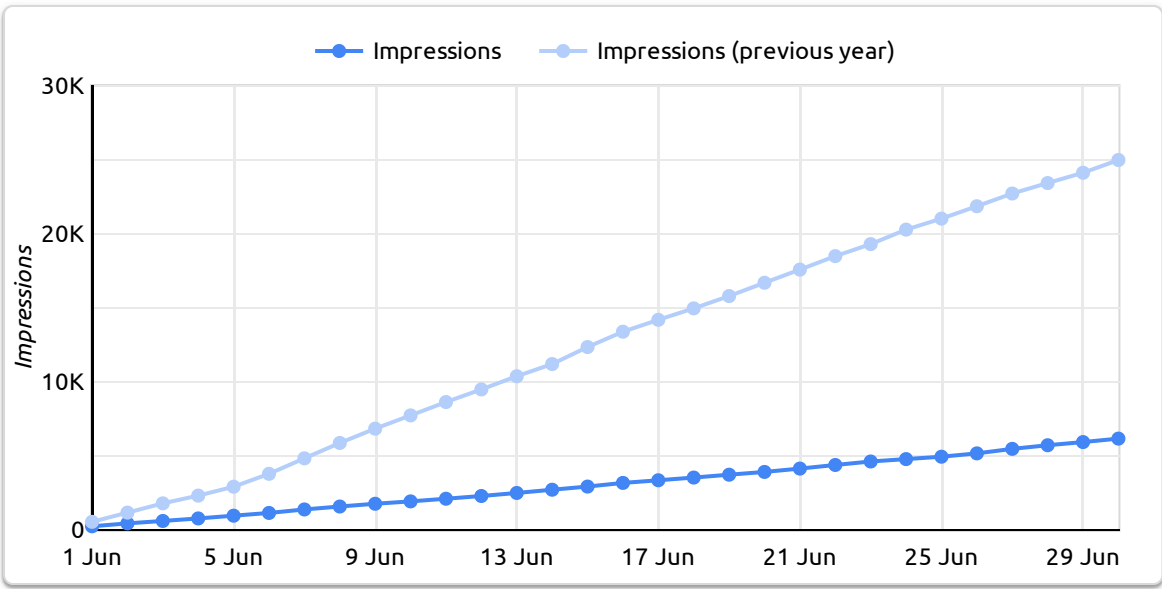




Google (Search Data)

June
2023



Impressions
6,175
↓ -75.3% from previous year

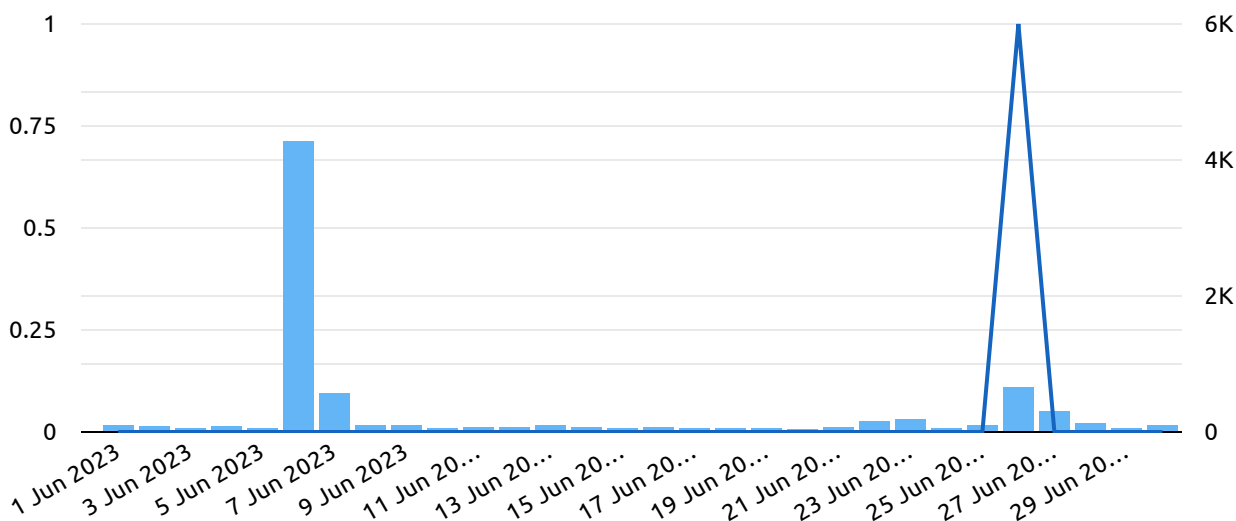
Clicks
161
↓ -75.2% from previous year



Twitter

(vs previous month)

June 2023



Tweets Published

1

↓ -75.0%

Impressions

8,338

↓ -32.5%

Engagement Rate (Avg)

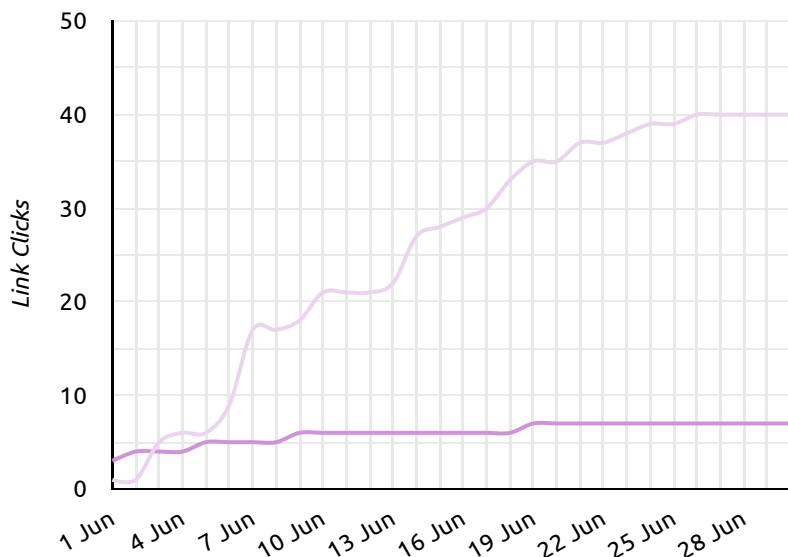
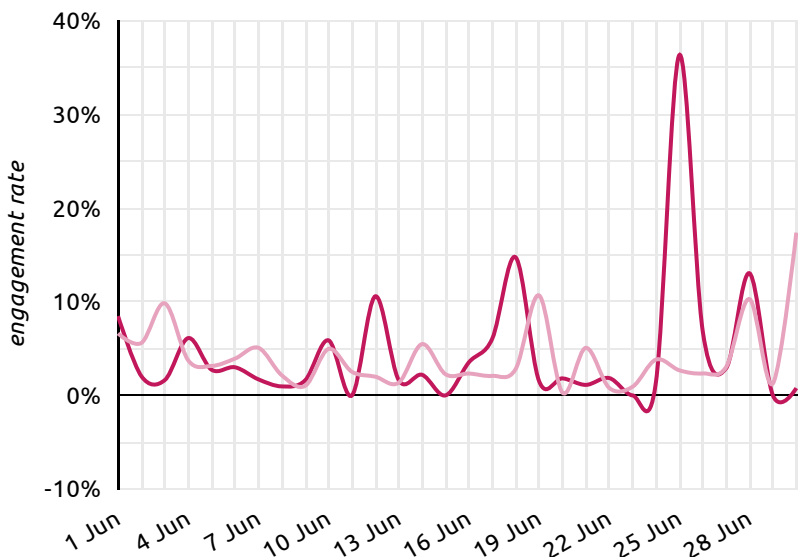
4.69%

↑ 12.0%

Link Clicks

7

↓ -82.5%



Retweets

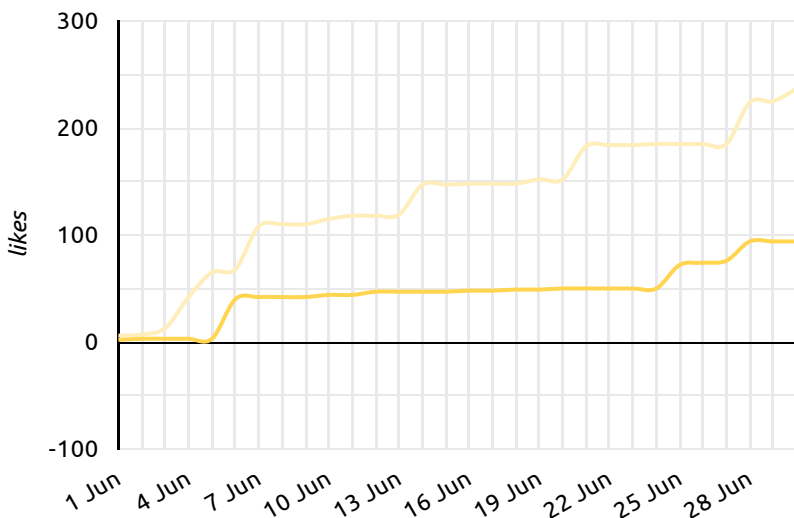
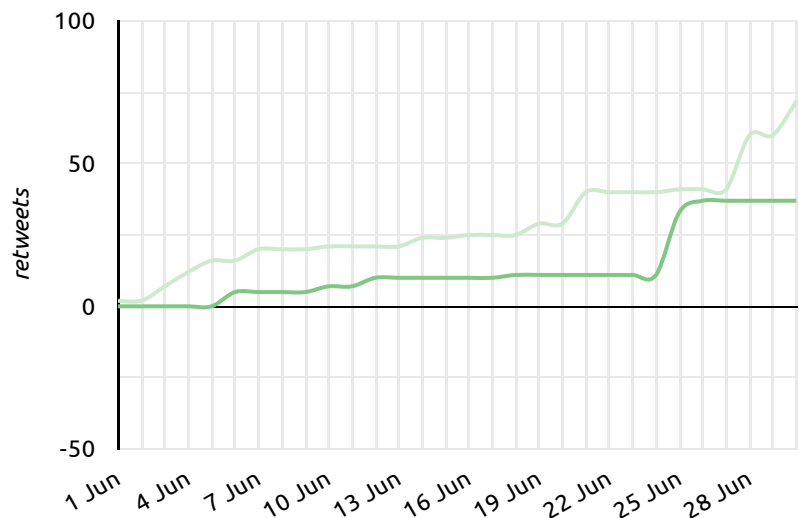
37

↓ -48.6%

Likes

94

↓ -60.3%





Keyword Research (Most Traffic)

June
2023

Query	Clicks ▾	Δ	Impressions	Site CTR	Average Position
spartan protocol	45	-36 ↓	316	14.24%	1.08
sparta coin	12	2 ↑	328	3.66%	3.32
sparta protocol	9	-3 ↓	41	21.95%	1.56
spartan crypto	6	-3 ↓	111	5.41%	2.67
sparta crypto	4	3 ↑	42	9.52%	3
bnb testnet faucet	3	1 ↑	79	3.8%	48.86
faucet bnb testnet	2	-	19	10.53%	53.53
spartan token	2	-3 ↓	13	15.38%	2.69
blog spartans	2	1 ↑	24	8.33%	7.42
busd testnet metamask	2	-18 ↓	15	13.33%	3.53
bnb faucet testnet	2	-	33	6.06%	55.7
spartan dex	1	0	14	7.14%	9.79
bsc testnet faucet	1	-	2	50%	17.5
testnet bnb faucet	1	-	10	10%	57.7
spartan coin	1	-3 ↓	154	0.65%	5.05
sparta token	1	-5 ↓	30	3.33%	3.03
swap bep2 to bep20	1	-	10	10%	8.7



Keyword Research

(Improve CTR & Conversions)

June
2023

Query	Impressions ▾	Average Position	Clicks	Δ	Site CTR
sparta coin	328	3.32	12	2 📈	3.66%
spartan protocol	316	1.08	45	-36 📉	14.24%
spartan coin	154	5.05	1	-3 📉	0.65%
spartan crypto	111	2.67	6	-3 📉	5.41%
sparta dex	92	7.72	0	-1 📉	0%
sparta crypto	42	3	4	3 📈	9.52%
sparta protocol	41	1.56	9	-3 📉	21.95%
sparta token	30	3.03	1	-5 📉	3.33%
blog spartans	24	7.42	2	1 📈	8.33%
spartan blockchain	23	8.17	0	0	0%
crypto sparta	18	7.78	0	0	0%
sparta wallet	17	4.71	0	0	0%
sparta exchange	17	6.65	0	0	0%
where to buy sparta crypto	15	7.2	0	0	0%
busd testnet metamask	15	3.53	2	-18 📉	13.33%
spartan dex	14	9.79	1	0	7.14%
busd rpc url	13	7.92	0	-1 📉	0%
spartan token	13	2.69	2	-3 📉	15.38%
swap bep2 to bep20	10	8.7	1	-	10%
sparta io	6	8.83	0	-	0%
sparta dex crypto	5	5.2	0	-1 📉	0%
sparta bs	4	5.5	0	0	0%
blog spartanas	4	3.75	0	-	0%
spartanas blog	3	9	0	-	0%
bep20 address	3	1	0	-	0%
usdcp	3	7.67	0	0	0%
binance smart chain bep20 address	2	1	0	0	0%
bsc testnet busd token address	1	9	0	0	0%
bep20 adress	1	1	0	-	0%
how to find bep20 address in binance	1	1	0	-	0%
trust wallet bsc testnet	1	1	0	-	0%



Keyword Research (Improve Content & Technicals)

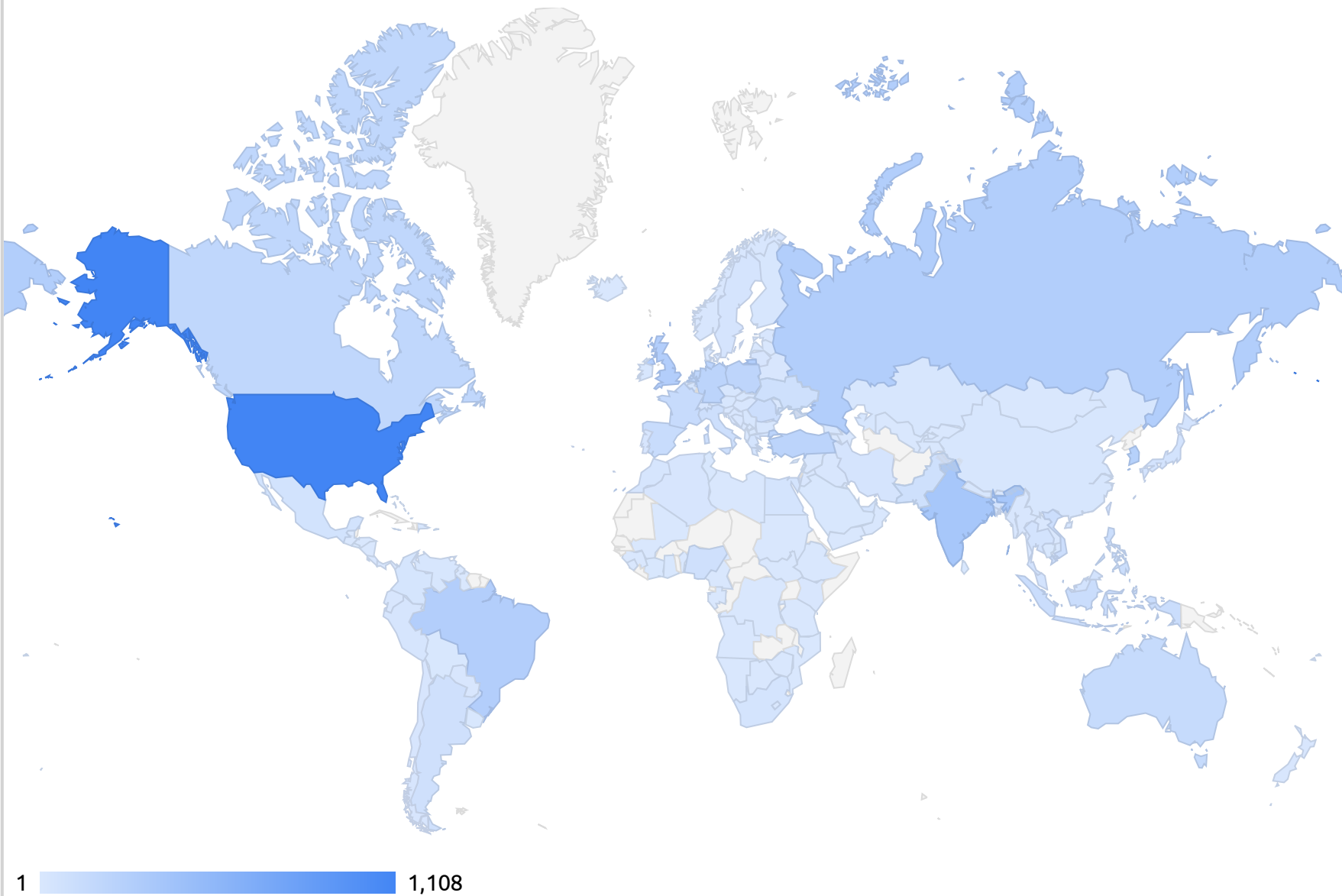
June
2023

Query	Impressions ▾	Average Position	Site CTR	Clicks	Δ
spartan	1,009	53.99	0%	0	-1 🔴
sparta	610	72.28	0%	0	0
add bsc to metamask	142	55.75	0%	0	0
bnb testnet faucet	79	48.86	3.8%	3	1 🟢
bsc metamask	68	59.5	0%	0	0
how to add bsc to metamask	60	57.55	0%	0	0
metamask bsc	58	52.05	0%	0	0
protocol tokens	44	73.23	0%	0	0
how to add bsc testnet to metamask	40	13.25	0%	0	-
bsc defi	35	61.09	0%	0	0
bnb faucet testnet	33	55.7	6.06%	2	2 🟢
spartan site	31	58.74	0%	0	0
spartan protocol price prediction	31	33.39	0%	0	0
spartain	31	29.87	0%	0	0
add busd to metamask	31	22.16	0%	0	0
bsc testnet metamask	25	12.24	0%	0	-
spartan finance	23	28.78	0%	0	0
dapp protocol	21	45.81	0%	0	0
sparta finance	20	29.4	0%	0	0
faucet bnb testnet	19	53.53	10.53%	2	2 🟢
bnb test faucet	18	45.94	0%	0	0
bsc ico	18	55.33	0%	0	0
bnb chain stablecoins	17	29.41	0%	0	0
bsc swap	16	76.25	0%	0	0
bnb smart chain faucet	15	40.4	0%	0	0
metamask testnet	15	10.27	0%	0	-
spartan group	15	86.13	0%	0	0
connecting metamask to binance smart chain	15	71.13	0%	0	0
binance smart chain faucet	15	47.6	0%	0	0



Geo (Summary)

June
2023



Country	Clicks	Impressions ▾	Site CTR	Average Position
United States	13	1,108	1.17%	41.02
India	9	364	2.47%	40.81
Russia	1	288	0.35%	49.47
Brazil	7	282	2.48%	42.65
United Kingdom	8	281	2.85%	31.02
South Korea	2	255	0.78%	39.02
Türkiye	11	216	5.09%	21.87
Germany	6	211	2.84%	20.48
Poland	7	202	3.47%	11.58
Netherlands	17	191	8.9%	25.92
Canada	2	182	1.1%	31.81
Australia	8	141	5.67%	25.3
France	6	135	4.44%	27.84




Device (Summary)

June
2023


Desktop



Mobile



Tablet



Clicks
86

↓ -74.4% from previous year

Clicks
73

↓ -76.4% from previous year

Clicks
2

↓ -33.3% from previous year

Impressions
3,907

↓ -77.9% from previous year

Impressions
2,226

↓ -69.3% from previous year

Impressions
42

↓ -58.0% from previous year

Site CTR
2.20%

↑ 15.6% from previous year

Site CTR
3.28%

↓ -23.0% from previous year

Site CTR
4.76%

↑ 58.7% from previous year

Device Category

Average Position ^

Clicks

Impressions

Site CTR

TABLET

12.31

2

42

4.76%

MOBILE

25.59

73

2,226

3.28%

DESKTOP

39.75

86

3,907

2.2%